

THE ONE BOOK

SHOWER &
TAP GUIDE

SEPTEMBER
2021 EDITION



NEXT DAY DELIVERY

ON ORDERS RECEIVED BEFORE
4PM (3PM ON FRIDAYS)*



FREEPHONE
0800 195 1602



FAX ORDER LINE: 08444 068690

EMAIL: sales@uk.methven.com

OPENING TIMES:

8am - 5pm Monday - Friday

eSoftware
moving forward together

NMBS
PROFESSIONAL
POINTS

Shown on the cover
WAHPCPUK see page 28
KIRI 2D see page 50
WAIBCPUK see page 67



NEW PRODUCT



ALL PRESSURE

For all pressure systems



HIGH PRESSURE

For high pressure systems



EARTHWISE™

Product either comes pre-fitted with a flow regulator or a regulator can be fitted to reduce water wastage and help protect the environment



THERMOSTATIC CONTROL

Accurately controls the water temperature to remain below a pre-set level to prevent the risk of scalding



HANDESET FUNCTION

Identifies the number of spray functions from the shower handset or shower head



1/4 & 1/2 TURN CERAMIC DISC

This technology ensures a smooth 'on' and 'off' operation



EASY FIT

Easy fit connections make fitting a bar valve quick and easy



BACK NUTS

Product is supplied complete with metal back nuts



PULL OUT RINSER

Features a pull out rinser for extra versatility in the kitchen



SENSOR RANGE

Battery or mains operated sensor taps for the ultimate in hygiene and water conservation



TAMPER PROOF

The specialist design of these products reduces vandalism and risk from flooding



TWIST FREE HOSE

Product features 360° swivel hose adapter to make showering easier



WITH AIR

Mixing air and water, to enable water saving with no compromise on experience



INCLUSIVE DESIGN

Products which are easy to use by all the family



WATERBLADE COMPATIBLE

Easy to fit water saving device



METHVEN

EST 1886

Methven – we make water amazing.

We believe that how a shower performs is just as important as how it looks. That's why we blend ingenious innovation with beautiful human design. A pioneer in bathroom plumbing, we are renowned globally for breakthrough shower and tap design and product development, distinctive aesthetics and environmental-mindedness. Our dedication to water conservation and quality products has been recognised with a host of global awards for design and innovation.



Deva has over 30 years of supplying showers and taps in the UK and offers a wide range of quality products at the right price.

This brochure includes all the vital information you need when specifying our products and the easy to use new-look icons allow you to quickly identify each products benefits. For more information visit our websites or contact us direct.



red dot design award



Best Design Awards Winner 2015



On Trend	14
Showers	28
Tapware	60
Showers	76
Shower Flow Regulators	88
Bathroom Taps	98
Tap Flow Regulators	103
Kitchen Taps	136
Commercial	152
Wastes & Spares	160

Committed to the environment

At Methven we're committed to protecting the planet and reducing our environmental impact to help conserve the earth's natural resources.

Water is the earth's most precious commodity. Currently around one fifth of the world lives in a water scarce region. And with water usage growing at twice the population rate, its preservation will only become more vital in years to come.

That's why at Methven we make taking care of water a primary focus in every product we develop.

For example, did you know that your shower uses around 30% of your household water consumption? So we've developed innovative technologies - such as Satinjet® and Aurajet® - that deliver a luxurious shower experience, all whilst actually using less water.

Methven. Conserving energy and water to protect
the planet for generations to come.

Creating amazing water
experiences since

1886



Our story begins in New Zealand back in 1886 with the forward thinking and one of a kind design engineer George Methven. He was a man of character who always had a passion for pioneering amazing water experiences.

This pioneering spirit continues with us today in everything we do, driving us to think differently and challenge convention to create thoughtful, elegant products that transform your day.



METHVEN
Aurajet™



The next generation of showering has arrived.

Introducing Aurajet™. Our most advanced, most invigorating shower experience ever, that turns conventional showering on its head.


Invisible nozzles generate individual jets of water that collide against precisely angled surfaces hidden within the contours of the unique halo-shaped showerhead.

The result is a stunning fan of luxuriously dense droplets that delivers a highly efficient shower with 20% more spray force and twice the amount of water contact on your skin than a conventional shower*. All this adds up to an enveloping warmth that has to be felt to be believed, and a heavenly experience that puts you in a great space, every time you shower.

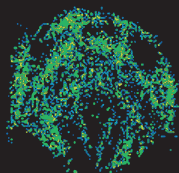
20%
MORE SPRAY FORCE*

2x
THE AMOUNT OF
SKIN CONTACT*

Twice the coverage

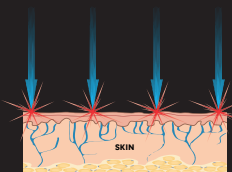


TRADITIONAL
SHOWER SPRAY

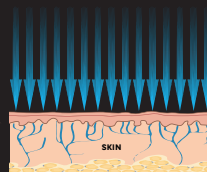


AURAJET® SPRAY

Better stimulation of nerve endings



TRADITIONAL
SHOWER SPRAY



AURAJET® SPRAY

The water flow rate is optimised at 9 litres per minute to be water efficient without compromising the luxurious spray performance

* Compared to a Methven Conventional Shower. Flow rate of both products at 9L per minute and tested as per AS 3662-2013 Appendix H.



METHVEN

Satinjet®

A sensation only your skin can truly understand.

Turn an everyday ritual into a shower experience with award-winning Satinjet® technology from Methven.

Unlike conventional showers, Satinjet® uses unique twin-jet technology to create optimum water droplet size and pressure, with over 300,000 droplets per second. The result is an immersive, full-body shower sensation that transforms your regular shower into an experience like no other.

And because we know everyone has their own idea of the perfect shower, Methven has crafted a range of Satinjet® showers you can match to your individual needs – from gentle and enveloping to powerful and invigorating.

Satinjet® from Methven – prepare yourself for a truly sensational shower experience.





CONFIDENCE IN METHVEN / ACCREDITATIONS



Certificate Number 868
ISO 9001

ISO 9001 ACCREDITED

We believe that quality of service, before and after sale, is of the utmost importance. It's for this reason that we constantly strive to improve both our service to you and our product offering by listening to your comments and suggestions. By doing this it has helped us achieve and retain the renowned ISO9001 since 1995 – proving to you that we are a quality assured company.



Certificate Number 868
ISO 14001

ISO 14001 ACCREDITED

We believe in looking after the environment by actively seeking to reduce energy consumption, while improving energy efficiency and using renewable or recyclable materials wherever we can. Besides developing our own ideas, whether they are new innovations in design or environmental issues, we also work closely with trade bodies to further ensure you're getting the best products and service possible. In recognition of our focus on the environment, we have achieved ISO 14001 accreditation; demonstrating our commitment towards environmental issues and our pledge to reducing the impact our business has on the environment.



FREE RIBA APPROVED SEMINARS

We also offer free continuing professional development training on water saving, sustainability and regulatory requirements in partnership with the Royal Institute of British Architects (RIBA) Enterprises. For more information call 0800 195 1602 or email cpd@uk.methven.com.



BATHROOM MANUFACTURERS ASSOCIATION (BMA)

Methven UK are members of the Bathroom Manufacturers Association. They ensure the industry has a recognised voice with UK government, industry regulators and European standards bodies. The BMA provide an authoritative voice for the industry on all matters affecting manufacturing and supply.



KUKREG4

The Kiwa UK Regulation 4 Product Approval Scheme (KUKreg4) is a robust method for demonstrating compliance with the Water Supply (Water Fittings) Regulations 1999. The regulations set legal requirements for the design, installation, operation and maintenance of water fittings, systems and appliances, specifically in order to prevent the contamination of drinking water as well as preventing misuse, waste, undue consumption and erroneous measurement.



TMV BUILDCERT APPROVAL

Thermostatic products are an integral part of the Methven and Deva by Methven ranges. For complete peace of mind they maintain a safe water temperature for users and will cut off if the cold water supply fails.

NSF TMV approval is a third party thermostatic valve accreditation programme that is set up to independently test suitability of product against current legislation. Approval at TMV2 standard means the product complies with BS EN 1111/1287 and indicates suitability for use in the domestic



WRAS WATER REGULATIONS ADVISORY SCHEME

The Water Regulations Advisory Scheme (WRAS) represents more than twenty water companies and:

- Coordinates consistent advice
- Promotes the water regulations
- Offers advice to industry and consumers
- Maintains directory of approved products.

Products are tested against various requirements, grouped by:

- Mechanical tests (against TCS")
- Material / hygienic tests (against BS 6920)

Methven are strong supporters of WRAS approved products and offer a comprehensive portfolio of both Deva and Methven products which adhere to, and are approved to the stringent standards.

home whilst approval at TMV3 meets NHS D 08 and indicates suitability for commercial installations such as care homes and hospitals.

Methven are proud to offer products in our portfolio which adhere to these standards having undergone the initial rigorous testing procedure and on-going audit requirements. We advocate continuous in-service testing at regular intervals to ensure there has been no temperature change ensuring maximum safety standards.

CONFIDENCE IN US

The confidence we have in our products mean we are delighted to offer a comprehensive set of warranties for all of our products in our Methven and Deva brands. All details are laid out below, for the latest warranty information see www.methven.com and www.deva-uk.com or call us on 0800 195 1602.



METHVEN

METHVEN BRAND WARRANTY (SUBJECT TO THE TERMS AND CONDITIONS)		
PRODUCT	PARTS	LABOUR
AURAJET™ Shower heads and handsets	LIFETIME REPLACEMENT*	
SATINJET® & AIRSTREAM Shower heads and handsets	LIFETIME REPLACEMENT*	
TAPWARE	20 YEARS	2 YEARS
THERMOSTATIC VALVES	5 YEARS	2 YEARS
SHOWER ACCESSORIES	1 YEAR	
REPLACEMENT COMPONENTS AND PARTS	1 YEAR	
MATTE BLACK PRODUCTS	2 YEARS	



DevaTM by METHVEN

DEVA BY METHVEN BRAND WARRANTY (SUBJECT TO THE TERMS AND CONDITIONS)		
PRODUCT	PARTS	LABOUR
CHROME TAPWARE**	12 YEARS	2 YEARS
SHOWER VALVES	5 YEARS	2 YEARS
SHOWER ACCESSORIES	1 YEAR	
ELECTRICAL PRODUCTS (INCLUDING SENSOR TAPS)	2 YEARS	2 YEARS
REPLACEMENT COMPONENTS AND PARTS	1 YEAR	

* For the lifetime of the original purchaser

** All other finishes 5 Years Parts, 2 Years Labour

Any product that has not been fitted in a private dwelling located in the United Kingdom or the Republic of Ireland will be subject to our Commercial Warranty of 12 months parts and labour, as set out in Condition 8 of Methven's Terms and Conditions of Sale.

For full terms and conditions see www.methven.com

George Clarke is an architect, creative director of George Clarke + Partners, and a founder of TV production company Amazing Productions.

"I was filming for Amazing Spaces in New Zealand and walked through one of the bathrooms. Automatically my eye just got drawn to the shower head. For me, design is absolutely everything. Not just about how it looks, it's about how it feels, functions and the experience you get from it.

When I turned the Methven shower on, it was really beautiful. It felt like a really different, more comfortable, quality experience.

What's really clever for me about Methven is the technology, the R&D and innovation that's gone into it. Their team of engineers are obsessed about how water actually comes out of a shower head, what direction the jets are being pushed in, and how you can change the dynamics of that water to give you a unique shower experience. Mind-blowing.

When I found out about their history, I was staggered. When you see new products, innovative design, some things that even look a bit futuristic you tend to associate that with a new company, and think that they're the new kids on the block. Methven have been going for 130 years. That gives me a massive amount of trust and loyalty to the brand. You know that they've got all that experience and knowledge behind them to design and make really beautiful products.

I never under-estimate what that heritage means, not only to the business, but to the things that they make. Methven having that level of innovation and that passion for a unique shower experience meant it was a no-brainer for me to join them".

George Clarke – Methven UK Brand Ambassador

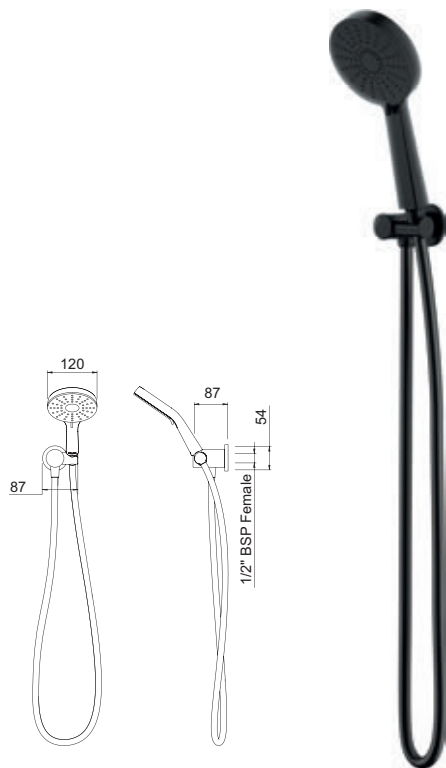
A handwritten signature in black ink, appearing to read 'G Clarke', with a horizontal line underneath.



Methven Showers

ON TREND

Airstream™ HAND SHOWER


INLET CONNECTIONS:
 $\frac{1}{2}$ " BSP

WORKING PRESSURE:
 0.5 - 5.0 bar

- On trend matte black finish for a designer look
- Features Airstream for softer, lighter, more voluminous showering
- Simple lever to change between Airstream full body, massage and combination spray
- Includes male threaded connector



KHSBK Matte Black

Ex.VAT £122.11 Inc.VAT £146.53

Airstream™ RAIL SHOWER


INLET CONNECTIONS:
 $\frac{1}{2}$ " BSP

WORKING PRESSURE:
 0.5 - 5.0 bar

- On trend matte black finish for a designer look
- Features Airstream for softer, lighter, more voluminous showering
- Simple lever to change between Airstream full body, massage and combination spray
- Includes male threaded connector

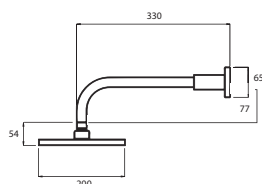


KMKITBK Matte Black

Ex.VAT £125.33 Inc.VAT £150.40



WALL MOUNTED SHOWER ARM AND HEAD



INLET CONNECTIONS:

1/2" BSP

WORKING PRESSURE:

0.1 - 5.0 bar

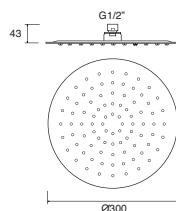
- On trend matte black finish for a designer look
- Adjustable head to angle spray exactly where you want it
- Easy to clean nozzles
- Includes male threaded connector



KSABK Matte Black

Ex.VAT £108.49 Inc.VAT £130.19

300MM ROUND RAIN SHOWER



INLET CONNECTIONS:

1/2" BSP

WORKING PRESSURE:

0.5 - 5.0 bar

- On trend matte black finish for a designer look
- Pair with a ceiling or wall arm
- Easy to clean nozzles
- Fitted with a 9 l/min flow regulator
- Adjustable head to angle spray exactly where you want it
- Also available in chrome see page 32



HEAH08BK Matte Black

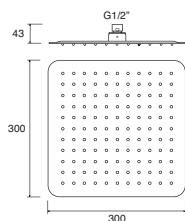


Ex.VAT £229.90 Inc.VAT £275.88

Methven Showers

ON TREND

300MM SQUARE RAIN SHOWER



INLET CONNECTIONS:
1/2" BSP

WORKING PRESSURE:
0.5 - 5.0 bar

- On trend matte black finish for a designer look
- Pair with a ceiling or wall arm
- Easy to clean nozzles
- Fitted with a 9l/min flow regulator
- Adjustable head to angle spray exactly where you want it
- Also available in chrome see page 32

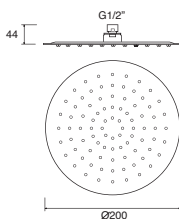


HEAH09BK Matte Black



Ex.VAT £261.25 Inc.VAT £313.50

200MM ROUND RAIN SHOWER



INLET CONNECTIONS:
1/2" BSP

WORKING PRESSURE:
0.5 - 5.0 bar

- On trend matte black finish for a designer look
- Pair with a ceiling or wall arm
- Easy to clean nozzles
- Fitted with a 8 l/min flow regulator
- Adjustable head to angle spray exactly where you want it
- Also available in chrome see page 32



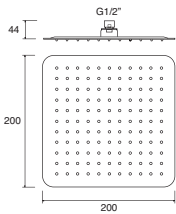
HEAH10BK Matte Black



Ex.VAT £198.55 Inc.VAT £238.26



200MM SQUARE RAIN
SHOWER

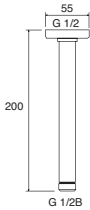


INLET CONNECTIONS:
1/2" BSP

WORKING PRESSURE:
0.5 - 5.0 bar

- On trend matte black finish for a designer look
- Pair with a ceiling or wall arm
- Easy to clean nozzles
- Fitted with a 8l/min flow regulator
- Adjustable head to angle spray exactly where you want it
- Also available in chrome see page 32

CEILING MOUNTED
SHOWER ARM 200MM



INLET CONNECTIONS:
1/2" BSP

- On trend matte black finish for a designer look
- Pair with a round or square head
- Also available in chrome see page 56



HEAH11BK Matte Black

Ex.VAT **£229.90** Inc.VAT **£275.88**

ARMC05BK Matte Black

Ex.VAT **£62.70** Inc.VAT **£75.24**

Methven Showers

ON TREND

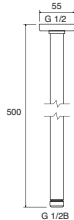
CEILING MOUNTED SHOWER ARM 300MM



INLET CONNECTIONS:
1/2" BSP

- On trend matte black finish for a designer look
- Pair with a round or square head
- Also available in chrome see page 56

CEILING MOUNTED SHOWER ARM 500MM




INLET CONNECTIONS:
1/2" BSP

- On trend matte black finish for a designer look
- Pair with a round or square head
- Also available in chrome see page 57

ARMC06BK Matte Black	Ex.VAT £73.15 Inc.VAT £87.78	ARMC07BK Matte Black	Ex.VAT £83.60 Inc.VAT £100.32
----------------------	------------------------------	----------------------	-------------------------------

OVER HEAD WALL
SHOWER ARM

Airstream™
3 MODE HANDSET



INLET CONNECTIONS:
½" BSP

- On trend matte black finish for a designer look
- Pair with a round or square head
- Also available in chrome see page 56

WORKING PRESSURE:
0.3 - 5.0 bar

- On trend matte black finish for a designer look
- Features Airstream for softer, lighter, more voluminous showering
- Simple lever to change between Airstream full body, massage and combination spray
- Rub clean nozzles



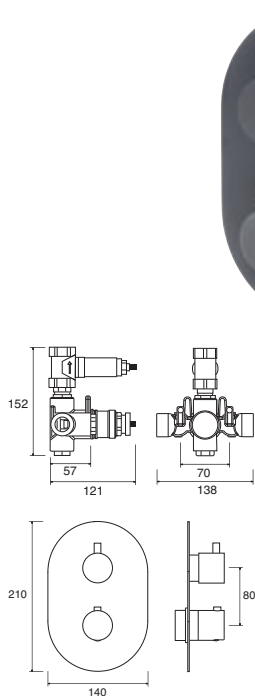
ARMW06BK Matte Black Ex.VAT £73.15 Inc.VAT £87.78

HANM09BK Matte Black Ex.VAT £57.60 Inc.VAT £69.12

Methven Showers

ON TREND

KAHA 1 DIRECTION CONCEALED SHOWER



VALVE:
Thermostatic

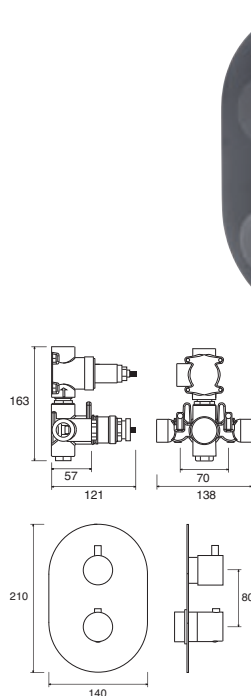
OPERATION:
Separate flow and temperature controls

INLET CONNECTIONS:
1/2" BSP

WORKING PRESSURE:
0.2 - 5.0 bar

- On trend matte black sleek finish with concealed fitting
- 38°C temperature hot stop with override facility
- Concealed shower spindle extension available see page 165
- Also available in chrome see page 48

KAHA 2 DIRECTION CONCEALED SHOWER



VALVE:
Thermostatic

OPERATION:
Separate flow and temperature controls

INLET CONNECTIONS:
1/2" BSP

WORKING PRESSURE:
0.2 - 5.0 bar

- On trend matte black sleek finish with concealed fitting
- 38°C temperature hot stop with override facility
- Diverter cartridge to two outlets
- Concealed shower spindle extension available see page 165
- Also available in chrome see page 48



KAHA 1DBK Matte Black

Ex.VAT £438.90 Inc.VAT £526.68

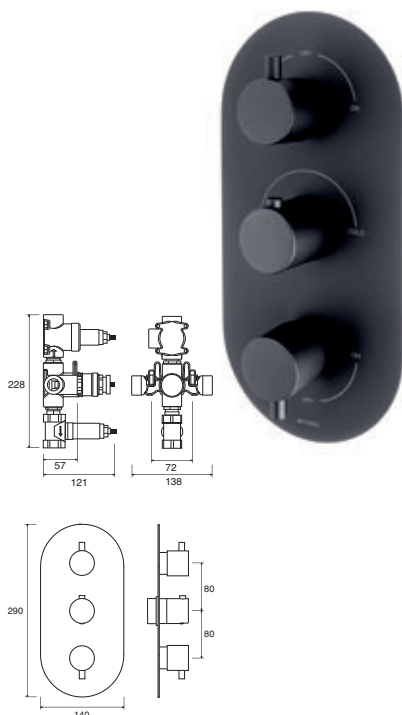


KAHA 2DBK Matte Black

Ex.VAT £496.38 Inc.VAT £595.65



KAHA 3 DIRECTION CONCEALED SHOWER



VALVE:

Thermostatic

OPERATION:

Separate flow and temperature controls

INLET CONNECTIONS:

1/2" BSP

WORKING PRESSURE:


0.2 - 5.0 bar

- On trend matte black sleek finish with concealed fitting
- 38°C temperature hot stop with override facility
- Diverter cartridge to two outlets and separate stopcock for bath fill
- Concealed shower spindle extension available see page 165
- Also available in chrome see page 49



KAHA 3DBK Matte Black

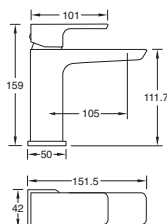
Ex.VAT £653.13 Inc.VAT £783.75



Methven Taps

ON TREND

WAI BASIN MIXER



INLET CONNECTIONS:
3/8" BSP

WORKING PRESSURE:
0.3 - 5.0 bar



WAIBBK Matte Black

- On trend matte black finish for a designer look
- Contemporary square design
- Ceramic cartridge for smooth operation
- Includes press top waste
- Fitted with a 4 l/min flow regulator
- Slim stream aerator with directional swivel
- Also available in chrome see page 67

Unified Water Label 4 l/min

Ex.VAT **£156.75** Inc.VAT **£188.10**

WAI TALL BASIN MIXER



INLET CONNECTIONS:
1/2" BSP

WORKING PRESSURE:
0.3 - 5.0 bar



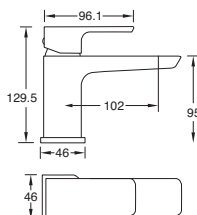
WAITBBK Matte Black

- On trend matte black finish for a designer look
- Contemporary square design
- Ceramic cartridge for smooth operation
- Fitted with a 4 l/min flow regulator
- Slim stream aerator with directional swivel
- Also available in chrome see page 67

Unified Water Label 4 l/min

Ex.VAT **£213.36** Inc.VAT **£256.03**

WAI MINI BASIN MIXER



INLET CONNECTIONS:
3/8" BSP

WORKING PRESSURE:
0.3 - 5.0 bar



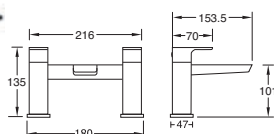
WAIBMBK Matte Black

- On trend matte black finish for a designer look
- Contemporary square design
- Ceramic cartridge for smooth operation
- Fitted with a 4 l/min flow regulator
- Slim stream aerator with directional swivel
- Also available in chrome see page 67

Unified Water Label 4 l/min

Ex.VAT **£135.85** Inc.VAT **£163.02**

WAI BATH FILLER



INLET CONNECTIONS:
3/4" BSP

WORKING PRESSURE:
0.5 - 5.0 bar



WAIBFBK Matte Black

- On trend matte black finish for a designer look
- Contemporary square design
- Ceramic disc handles ensure a smooth operation
- Also available in chrome see page 68

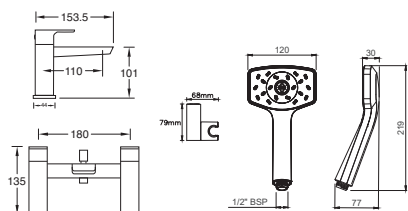
Ex.VAT **£200.30** Inc.VAT **£240.35**



Methven Taps ON TREND

METHVEN

WAI BATH SHOWER MIXER



INLET CONNECTIONS:
3/4" BSP

WORKING PRESSURE:
0.5 - 5.0 bar

- On trend matte black finish for a designer look
- Contemporary square design
- Ceramic disc handles ensure a smooth operation
- Complete with Waipori Satinjet handset at 8 l/min & wall bracket
- Water efficient without compromising showering performance
- Also available in chrome see page 68



United Water Label  8 l/min

WAIBSMBK Matte Black

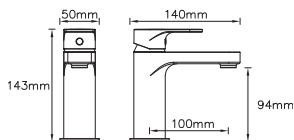
Ex.VAT £261.25 Inc.VAT £313.50



Methven Taps

ON TREND

BREEZE BASIN MIXER



INLET CONNECTIONS:
3/8" BSP

WORKING PRESSURE:
0.5 - 5.0 bar

- On trend matte black finish for a designer look
- Ceramic cartridge for smooth operation
- Twin stud clamp kit
- Also available in chrome see page 66

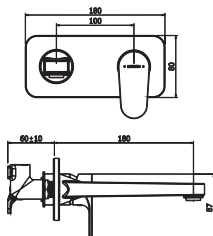


BRBBKUK Matte Black

Ex.VAT **£187.72** Inc.VAT **£225.27**

BRWBK Matte Black with press top waste Ex.VAT **£223.38** Inc.VAT **£268.05**

BREEZE WALL MOUNTED BASIN MIXER



INLET CONNECTIONS:
3/2" BSP

WORKING PRESSURE:
1.5 - 5.0 bar

- On trend matte black finish for a designer look
- Ceramic cartridge for smooth operation
- Sealed faceplate
- Slim stream aerator with directional swivel
- Solid easy to grip handle
- Also available in chrome see page 66



BRWMBK Matte Black

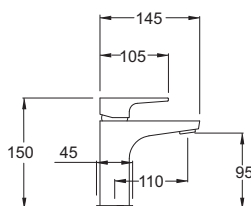
Ex.VAT **£253.44** Inc.VAT **£304.14**



Methven Taps ON TREND

METHVEN

AMIO BASIN MIXER



INLET CONNECTIONS:
1/2" BSP

WORKING PRESSURE:
0.3 - 5.0 bar

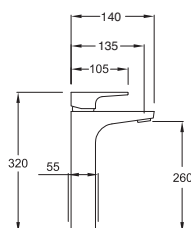
- On trend matte black finish for a designer look
- Contemporary shape
- Ceramic cartridge for smooth operation
- Also available in chrome see page 70
- For press top waste see page 26



AMBBK Matte Black

Ex.VAT £138.24 Inc.VAT £165.89

AMIO TALL BASIN MIXER



INLET CONNECTIONS:
1/2" BSP

WORKING PRESSURE:
0.3 - 5.0 bar

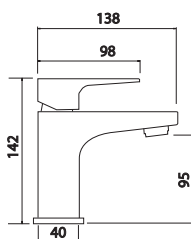
- On trend matte black finish for a designer look
- Contemporary shape
- Ceramic cartridge for smooth operation
- Also available in chrome see page 70
- For press top waste see page 26



AMTBBK Matte Black

Ex.VAT £186.63 Inc.VAT £223.95

AMIO MINI BASIN MIXER



INLET CONNECTIONS:
1/2" BSP

WORKING PRESSURE:
0.3 - 5.0 bar

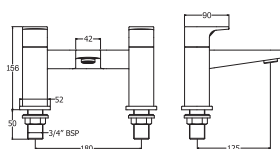
- On trend matte black finish for a designer look
- Contemporary shape
- Ceramic cartridge for smooth operation
- Also available in chrome see page 70
- For press top waste see page 26



AMBBK Matte Black

Ex.VAT £108.87 Inc.VAT £130.65

AMIO BATH FILLER



INLET CONNECTIONS:
3/4" BSP

WORKING PRESSURE:
0.5 - 5.0 bar

- On trend matte black finish for a designer look
- Contemporary shape
- Ceramic disc handles ensure a smooth operation
- Also available in chrome see page 70



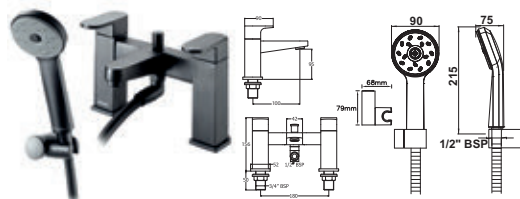
AMBBK Matte Black

Ex.VAT £207.36 Inc.VAT £248.84

Methven Taps ON TREND

Satinjet®

AMIO BATH SHOWER MIXER



INLET CONNECTIONS:
3/4" BSP

WORKING PRESSURE:
0.5 - 5.0 bar




- On trend matte black finish for a designer look
- Contemporary shape
- Complete with Maku Satinjet handset & wall bracket
- Water efficient without compromising showering performance
- Supplied with 9l/min flow regulator
- Ceramic disc handles ensure a smooth operation
- Also available in chrome see page 71

AMBSMBK Matte Black

Ex.VAT **£264.96** Inc.VAT **£317.95**

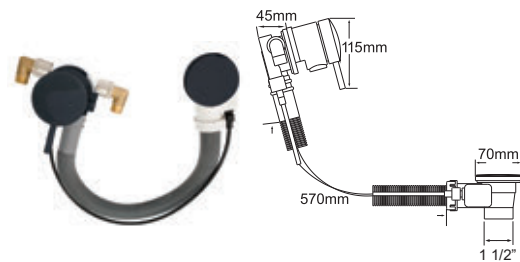
PRESS TOP WASTE



PTW300/MB Matte Black

Ex.VAT **£23.01** Inc.VAT **£27.61**

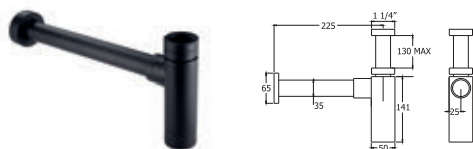
1 1/2" BATH FILL AND OVERFLOW WASTE



PUW206BK Matte Black

Ex.VAT **£167.99** Inc.VAT **£201.59**

1 1/4" BOTTLE TRAP WITH WALL EXTENSION



VSN625BK Matte Black

Ex.VAT **£97.69** Inc.VAT **£117.23**



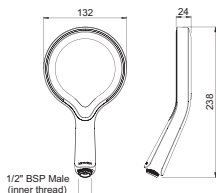
METHVEN



Methven Showers

HANDSETS & HEADS

Aurajet™ AIO HANDSET



INLET CONNECTIONS:
1/2" BSP

WORKING PRESSURE:
1.0 - 5.0 bar

- Unique, halo shaped head for a designer look
- Water efficient without compromising performance
- Handset resists the build up of limescale
- Lifetime warranty

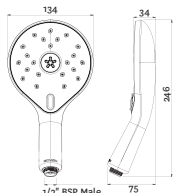


AOHSCPUK Chrome

Unified Water Label 9 l/min

Ex.VAT £98.40 Inc.VAT £118.08

Satinjet® KAHA HANDSET



INLET CONNECTIONS:
1/2" BSP

WORKING PRESSURE:
0.35 - 5.0 bar

- Choose from Satinjet body shower or massage sprays
- Water efficient without compromising performance
- Lifetime warranty

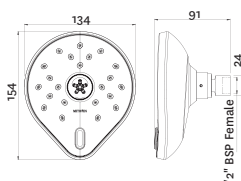


KHHSCPUK Chrome

Unified Water Label 9 l/min

Ex.VAT £75.50 Inc.VAT £90.60

Satinjet® KAHA SHOWER ROSE



INLET CONNECTIONS:
1/2" BSP

WORKING PRESSURE:
0.35 - 5.0 bar

- Choose from Satinjet body shower or massage sprays
- Water efficient without compromising performance
- Adjustable head to angle spray exactly where you want it
- Lifetime warranty

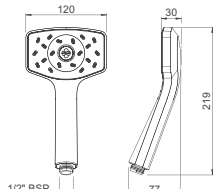


KHWSCPUK Chrome

Unified Water Label 9 l/min

Ex.VAT £80.90 Inc.VAT £97.08

Satinjet® WAIPORI HANDSET



INLET CONNECTIONS:
1/2" BSP

WORKING PRESSURE:
0.35 - 5.0 bar

- Water efficient without compromising performance
- Rectangular head for a wide spray pattern
- Lifetime warranty

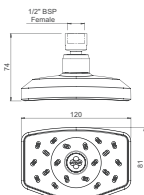


WAHPCPUK Chrome & Graphite

Unified Water Label 9 l/min 20.3 l/min

Ex.VAT £44.87 Inc.VAT £53.85

Satinjet® WAIPORI SHOWER ROSE



INLET CONNECTIONS:
1/2" BSP

WORKING PRESSURE:
0.35 - 5.0 bar

- Water efficient without compromising performance
- Rectangular head for a wide spray pattern
- Adjustable head to angle spray exactly where you want it
- Lifetime warranty



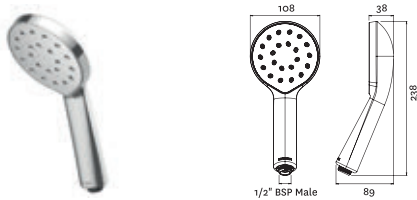
WASRCPUK Chrome & Graphite

Unified Water Label 9 l/min 19.8 l/min

Ex.VAT £44.87 Inc.VAT £53.85



Satinjet® KIRI MK2 HANDSET



INLET CONNECTIONS:
1/2" BSP

WORKING PRESSURE:
0.35 - 5.0 bar

- Water efficient without compromising performance
- Lifetime warranty

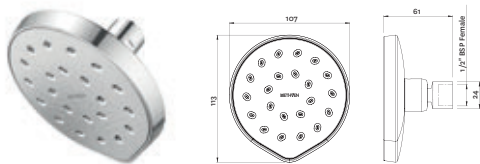
Unified Water Label

9 l/min

KRHSCPUK Chrome

Ex.VAT £38.39 Inc.VAT £46.07

Satinjet® KIRI MK2 SHOWER ROSE



INLET CONNECTIONS:
1/2" BSP

WORKING PRESSURE:
0.35 - 5.0 bar

- Water efficient without compromising performance
- Adjustable head to angle spray exactly where you want it
- Lifetime warranty

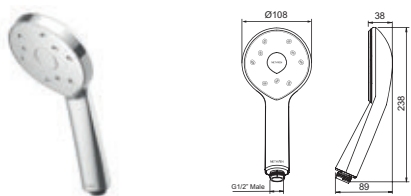
Unified Water Label

9 l/min

KRWSCPUK Chrome

Ex.VAT £38.39 Inc.VAT £46.07

Satinjet® KIRI LOW FLOW MK2 HANDSET



INLET CONNECTIONS:
1/2" BSP

WORKING PRESSURE:
1.0 - 5.0 bar

- Water efficient without compromising performance
- Delivers a great shower experience at a lower flow rate
- Lifetime warranty

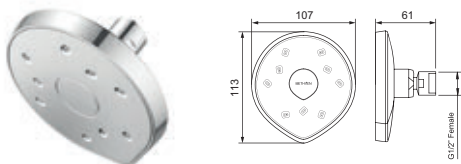
Unified Water Label

6 l/min

KRLFHSCP Chrome

Ex.VAT £38.39 Inc.VAT £46.07

Satinjet® KIRI LOW FLOW MK2 SHOWER ROSE



INLET CONNECTIONS:
1/2" BSP

WORKING PRESSURE:
1.0 - 5.0 bar

- Water efficient without compromising performance
- Delivers a great shower experience at a lower flow rate
- Adjustable head to angle spray exactly where you want it
- Lifetime warranty

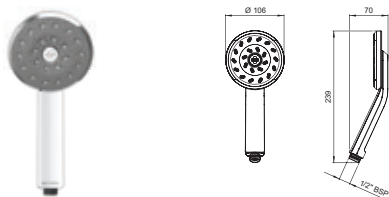
Unified Water Label

6 l/min

KRLFWSKP Chrome

Ex.VAT £38.39 Inc.VAT £46.07

Satinjet® KIRI HANDSET



INLET CONNECTIONS:
1/2" BSP

WORKING PRESSURE:
0.35 - 5.0 bar

- Water efficient without compromising performance
- Supplied with 9l/min flow regulator
- Lifetime warranty

Unified Water Label

9 l/min

22.5 l/min

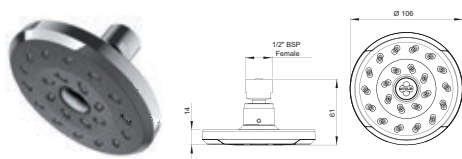
SJK23 Chrome & Graphite

Ex.VAT £33.65 Inc.VAT £40.38

Methven Showers

HANDSETS & HEADS


Satinjet® KIRI SHOWER ROSE



INLET CONNECTIONS:
1/2" BSP

WORKING PRESSURE:
0.35 - 5.0 bar

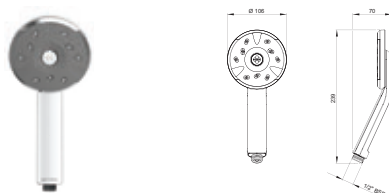
- Water efficient without compromising performance
- Adjustable head to angle spray exactly where you want it
- Supplied with 9l/min flow regulator
- Lifetime warranty



SJK005 Chrome & Graphite

Ex.VAT £33.65 Inc.VAT £40.38

Satinjet® KIRI LOW FLOW HANDSET



INLET CONNECTIONS:
1/2" BSP

WORKING PRESSURE:
1.0 - 5.0 bar

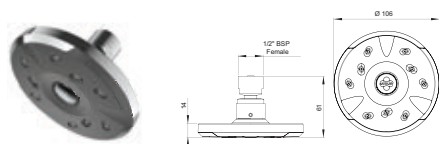
- Water efficient without compromising performance
- Delivers a great shower experience at a lower flow rate
- Lifetime warranty



SJK23-LF Chrome & Graphite

Ex.VAT £33.65 Inc.VAT £40.38

Satinjet® KIRI LOW FLOW SHOWER ROSE



INLET CONNECTIONS:
1/2" BSP

WORKING PRESSURE:
1.0 - 5.0 bar

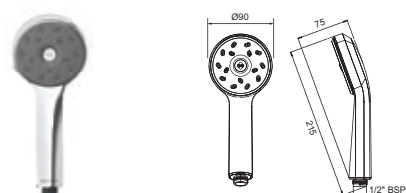
- Water efficient without compromising performance
- Adjustable head to angle spray exactly where you want it
- Delivers a great shower experience at a lower flow rate
- Lifetime warranty



SJK005-LF Chrome & Graphite

Ex.VAT £33.65 Inc.VAT £40.38


Satinjet® MAKU HANDSET



INLET CONNECTIONS:
1/2" BSP

WORKING PRESSURE:
0.35 - 5.0 bar

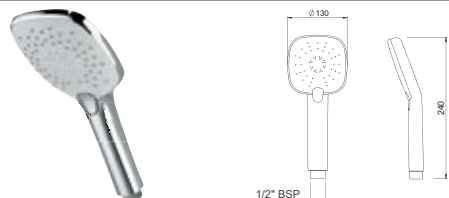
- Water efficient without compromising performance
- Ideal for use with electric showers
- Supplied with 9l/min flow regulator
- Lifetime warranty



MAHPCPUK Chrome & Graphite

Ex.VAT £27.93 Inc.VAT £33.52

Airstream® HANDSET



INLET CONNECTIONS:
1/2" BSP

WORKING PRESSURE:
0.5 - 5.0 bar

- Features Airstream for softer, lighter, more voluminous showering
- Easy click 3 function spray
- Simple push button operation to change between Airstream full body, massage and combination spray

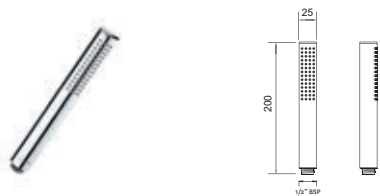


AIR1HSCPWHUK Chrome & White

Ex.VAT £42.32 Inc.VAT £50.79



MICROPHONE HANDSET



INLET CONNECTIONS:
1/2" BSP

WORKING PRESSURE:
0.35 - 5.0 bar

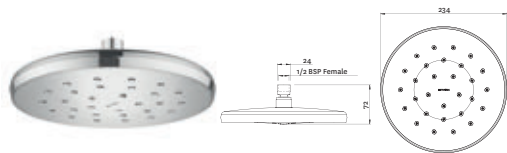
- Minimalist design
- Ideal for rinsing and cleaning



MH1 Chrome (Brass)

Ex.VAT £44.87 Inc.VAT £53.85

Satinjet® ROUND FIXED HEAD SHOWER



INLET CONNECTIONS:
1/2" BSP

WORKING PRESSURE:
0.35 - 5.0 bar

- Water efficient without compromising performance
- Adjustable head to angle spray exactly where you want it
- Lifetime warranty

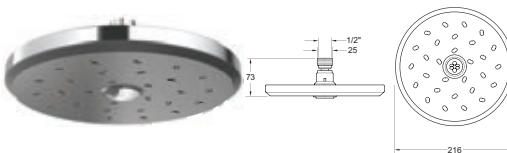


OSRO230CPUK Chrome

Unified Water Label  9 l/min

Ex.VAT £176.64 Inc.VAT £211.97

Satinjet® ROUND FIXED HEAD SHOWER



INLET CONNECTIONS:
1/2" BSP

WORKING PRESSURE:
0.35 - 5.0 bar

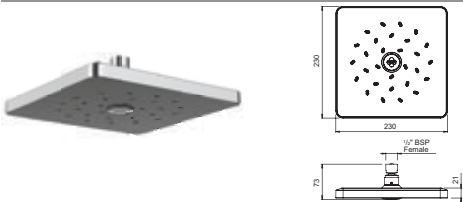
- Water efficient without compromising performance
- Adjustable head to angle spray exactly where you want it
- Supplied with 9l/min flow regulator
- Lifetime warranty



SJK 009 Chrome & Graphite

Ex.VAT £167.15 Inc.VAT £200.58

Satinjet® SQUARE FIXED HEAD SHOWER



INLET CONNECTIONS:
1/2" BSP

WORKING PRESSURE:
0.35 - 5.0 bar

- Water efficient without compromising performance
- Adjustable head to angle spray exactly where you want it
- Supplied with 9l/min flow regulator
- Lifetime warranty




OSQ230CP Chrome & Graphite

Ex.VAT £167.15 Inc.VAT £200.58

Methven Showers

HANDSETS & HEADS

300MM ROUND RAIN SHOWER



INLET CONNECTIONS:
1/2" BSP

WORKING PRESSURE:
0.5 - 5.0 bar

- Easy to clean nozzles
- Adjustable head to angle spray exactly where you want it
- Fitted with 9 l/min flow regulator
- Also available in matte black see page 15



Unified Water Label 9 l/min


HEAH08CP Chrome

Ex.VAT **£188.10** Inc.VAT **£225.72**

HEAH08BK Matte Black

Ex.VAT **£229.90** Inc.VAT **£275.88**

300MM SQUARE RAIN SHOWER



INLET CONNECTIONS:
1/2" BSP

WORKING PRESSURE:
0.5 - 5.0 bar

- Easy to clean nozzles
- Adjustable head to angle spray exactly where you want it
- Fitted with 9 l/min flow regulator
- Also available in matte black see page 16



Unified Water Label 9 l/min

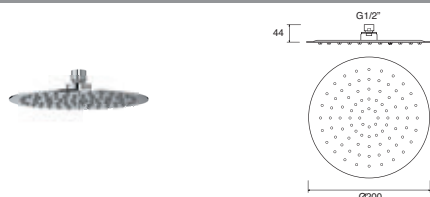
HEAH09CP Chrome

Ex.VAT **£219.45** Inc.VAT **£263.34**

HEAH09BK Matte Black

Ex.VAT **£261.25** Inc.VAT **£313.50**

200MM ROUND RAIN SHOWER



INLET CONNECTIONS:
1/2" BSP

WORKING PRESSURE:
0.5 - 5.0 bar

- Easy to clean nozzles
- Adjustable head to angle spray exactly where you want it
- Fitted with 8 l/min flow regulator
- Also available in matte black see page 17



Unified Water Label 8 l/min

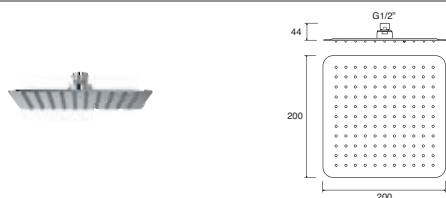
HEAH10CP Chrome

Ex.VAT **£156.75** Inc.VAT **£188.10**

HEAH10BK Matte Black

Ex.VAT **£198.55** Inc.VAT **£238.26**

200MM SQUARE RAIN SHOWER



INLET CONNECTIONS:
1/2" BSP

WORKING PRESSURE:
0.5 - 5.0 bar

- Easy to clean nozzles
- Adjustable head to angle spray exactly where you want it
- Fitted with 8 l/min flow regulator
- Also available in matte black see page 17



Unified Water Label 8 l/min

HEAH11CP Chrome

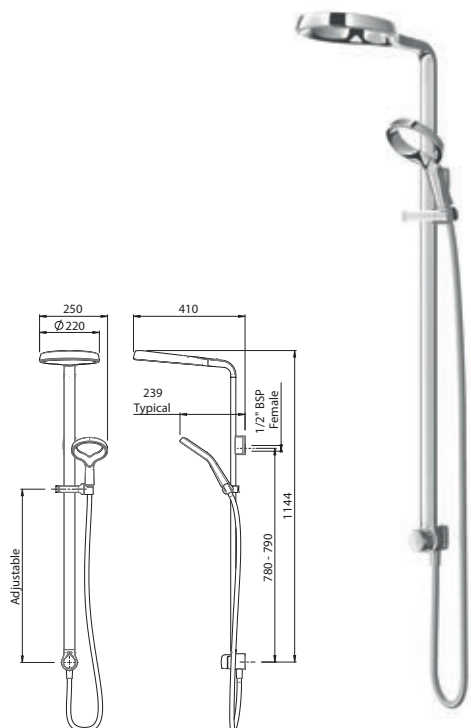
Ex.VAT **£188.10** Inc.VAT **£225.72**

HEAH11BK Matte Black

Ex.VAT **£229.90** Inc.VAT **£275.88**



Aurajet™ AIO SHOWER SYSTEM



INLET CONNECTIONS: 1/2" BSP

WORKING PRESSURE:
1.0 - 5.0 bar

- Unique, halo shaped head for a designer look
- Water efficient without compromising performance
- Fitted with 12l/min flow regulator in overhead and 9l/min in handset
- Handset and head resist the build up of limescale
- Integrated diverter
- Quick fit connector for easy installation
- Perfect with Kaha or Kiri single outlet shower valve - see pages 46 & 48

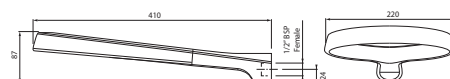


AOSSCPUK Chrome



Ex.VAT £662.32 Inc.VAT £794.79

Aurajet™ AIO OVERHEAD SHOWER



INLET CONNECTIONS: 1/2" BSP

WORKING PRESSURE:
1.0 - 5.0 bar

- Unique, halo shaped head for a designer look
- Ultra wide spray coverage
- Resists the build up of limescale
- Fitted with 12l/min flow regulator
- Quick fit connector for easy installation
- Perfect with Kaha or Kiri single outlet shower valve - see pages 46 & 48



AOSSCPUK Chrome

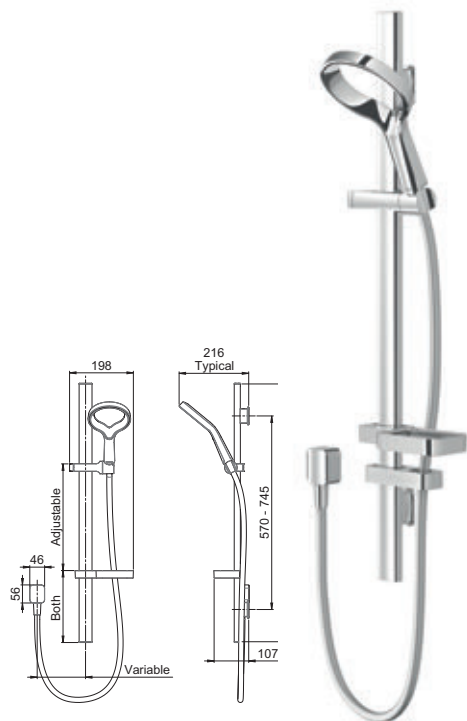


Ex.VAT £275.33 Inc.VAT £330.39

Methven Showers

AIO

Aurajet™ AIO RAIL SHOWER



INLET CONNECTIONS:

1/2" BSP

WORKING PRESSURE:

1.0 - 5.0 bar

- Unique, halo shaped head for a designer look
- Water efficient without compromising performance
- Handset resists the build up of limescale
- Riser rail features adjustable brackets - ideal for retrofit

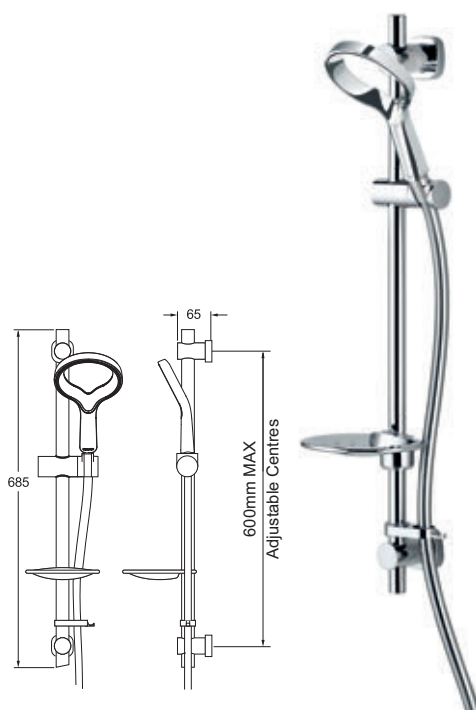


Water Label  9 l/min

AOSRCPUK Chrome

Ex.VAT £220.03 Inc.VAT £264.03

Aurajet™ AIO EASY FIT SHOWER KIT



INLET CONNECTIONS:

1/2" BSP

WORKING PRESSURE:

1.0 - 5.0 bar

- Unique, halo shaped head for a designer look
- Water efficient without compromising performance
- Handset resists the build up of limescale
- Easy to fit shower rail - simply twist and lock brackets into place, see page 43



Water Label  9 l/min

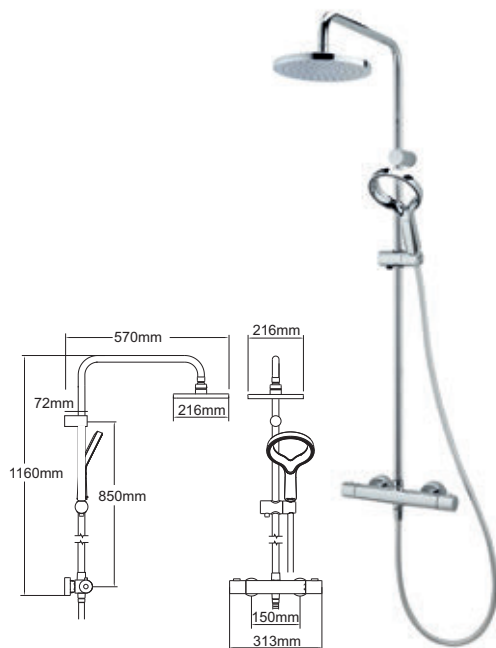
EKIT06/AIO Chrome

Ex.VAT £162.97 Inc.VAT £195.56



Aurajet™

AIO COOL TO TOUCH BAR SHOWER WITH DIVERTER



VALVE:
Thermostatic

OPERATION:
Separate flow and
temperature controls

INLET CONNECTIONS:
15mm Compression

WORKING PRESSURE:
1.0 - 5.0 bar

- Unique, halo shaped head for a designer look
- Water efficient without compromising performance
- Includes Aurajet Aio handset
- Handset resists the build up of limescale
- Valve is safe and cool to touch making it ideal for families
- 38°C temperature hot stop with override facility
- Eco flow control with override facility
- Includes easy fit connections

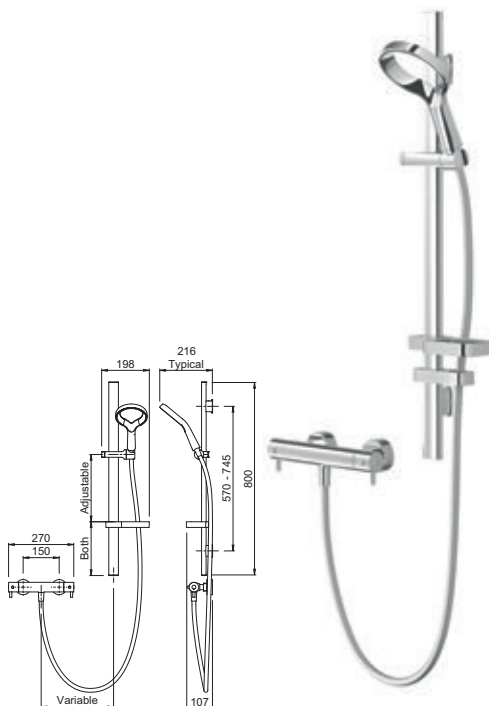


AOKCTDEF Chrome

Ex.VAT £403.84 Inc.VAT £484.61

Aurajet™

AIO COOL TO TOUCH BAR MIXER SHOWER KIT



VALVE:
Thermostatic

OPERATION:
Separate flow and
temperature controls

INLET CONNECTIONS:
15mm Compression

WORKING PRESSURE:
1.0 - 5.0 bar

- Unique, halo shaped head for a designer look
- Water efficient without compromising performance
- Handset resists the build up of limescale
- Valve is safe and cool to touch making it ideal for families
- 38°C temperature hot stop with override facility
- Eco flow control with override facility
- Includes easy fit connections
- Riser rail features adjustable brackets - ideal for retrofit



AOCTSCPUK Chrome

Ex.VAT £335.43 Inc.VAT £402.52

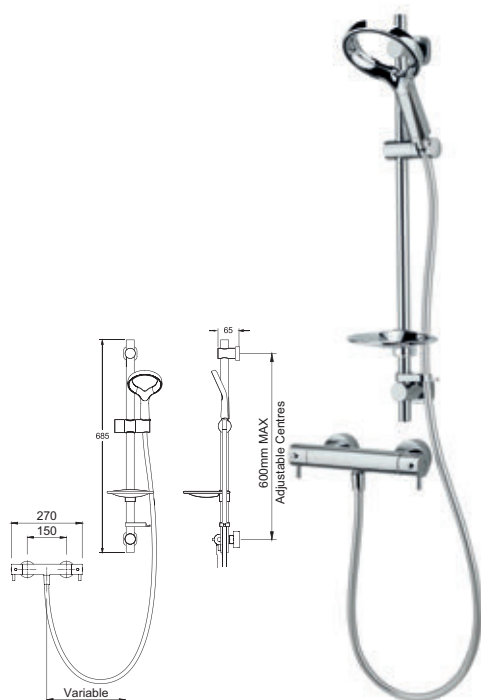
United Water Label 9 l/min

Methven Showers

AIO & KAHA

Aurajet™

**AIO COOL TO TOUCH
BAR MIXER WITH EASY
FIT SHOWER KIT**



VALVE:
Thermostatic

OPERATION:
Separate flow and
temperature controls

INLET CONNECTIONS:
15mm Compression

WORKING PRESSURE:
1.0 - 5.0 bar

- Unique, halo shaped head for a designer look
- Water efficient without compromising performance
- Handset resists the build up of limescale
- Valve is safe and cool to touch making it ideal for families
- 38°C temperature hot stop with override facility
- Eco flow control with override facility
- Includes easy fit connections
- Easy to fit shower rail - simply twist and lock brackets into place, see page 43



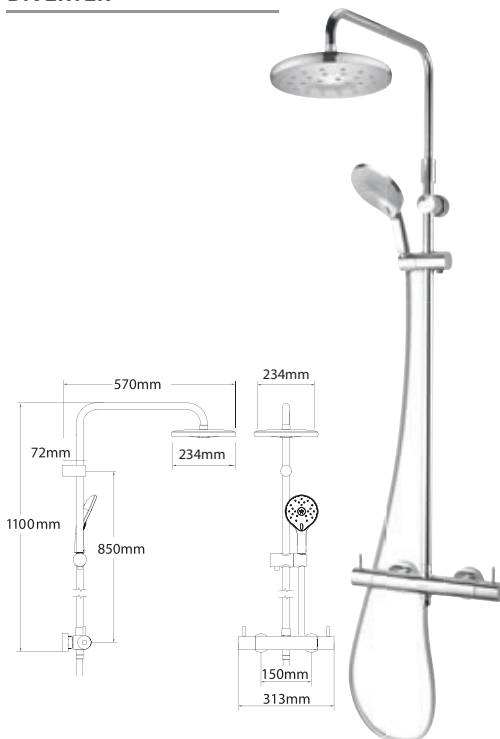
Water Label 9 l/min

AOCTSEFCP Chrome

Ex.VAT £333.40 Inc.VAT £400.08

Satinjet™

**KAHA COOL TO TOUCH
BAR SHOWER WITH
DIVERTER**



VALVE:
Thermostatic

OPERATION:
Separate flow and
temperature controls

INLET CONNECTIONS:
15mm Compression

WORKING PRESSURE:
1.0 - 5.0 bar

- Water efficient without compromising performance
- Includes Satinjet overhead and Kaha Satinjet handset
- Choose from Satinjet body shower or massage sprays
- 38°C temperature hot stop with override facility
- Valve is safe and cool to touch making it ideal for families
- Includes easy fit connections
- Riser height can be adjusted to suit your family



Water Label 9 l/min

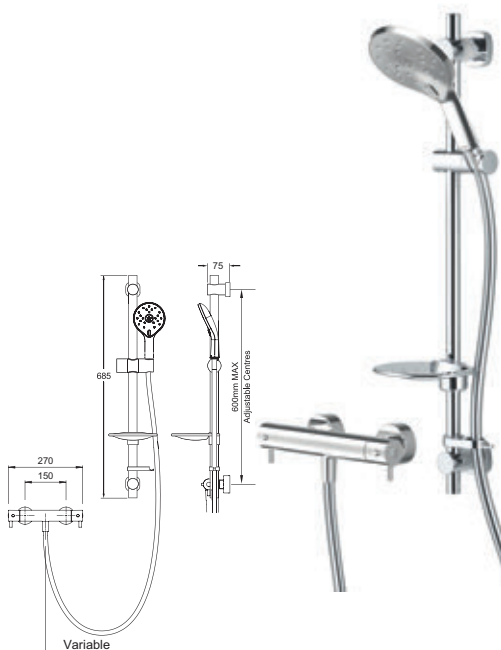
KHCTADEF Chrome

Ex.VAT £544.32 Inc.VAT £653.19



Satinjet®

KAHA COOL TO TOUCH BAR MIXER WITH EASY FIT SHOWER KIT



VALVE:
Thermostatic

OPERATION:
Separate flow and
temperature controls

INLET CONNECTIONS:
15mm Compression

WORKING PRESSURE:
1.0 - 5.0 bar

- Water efficient without compromising performance
- Includes Kaha Satinjet handset
- Choose from Satinjet body shower or massage sprays
- 38°C temperature hot stop with override facility
- Valve is safe and cool to touch making it ideal for families
- Includes easy fit connections
- Easy to fit shower rail - simply twist and lock brackets into place, see page 43

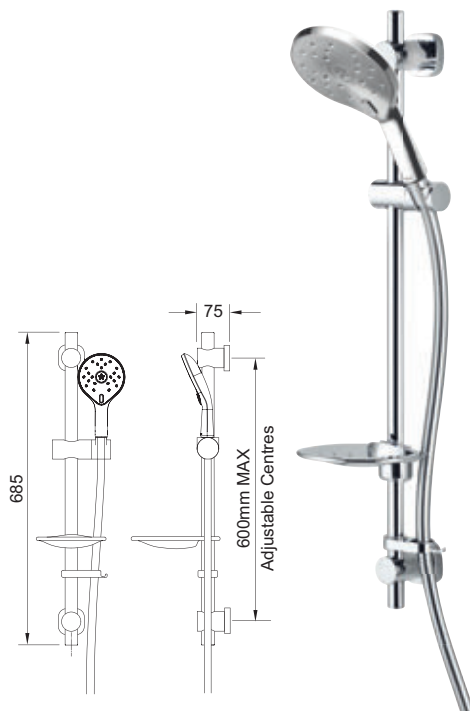


KHCTSEFCP Chrome

Ex.VAT £257.08 Inc.VAT £308.50

Satinjet®

KAHA EASY FIT SHOWER KIT



INLET CONNECTIONS:
1/2" BSP

WORKING PRESSURE:
0.35 - 5.0 bar

- Water efficient without compromising performance
- Includes Kaha Satinjet handset
- Choose from Satinjet body shower or massage sprays
- Easy to fit shower rail - simply twist and lock brackets into place, see page 43



EKIT08/KH Chrome

Unified Water Label 9 l/min

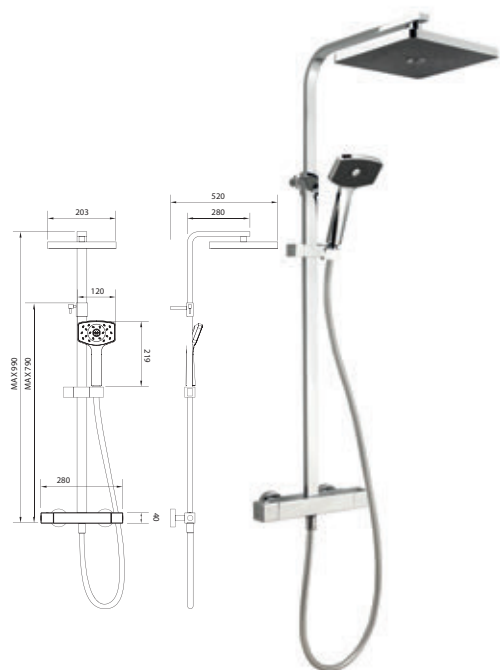
Ex.VAT £144.00 Inc.VAT £172.80

Methven Showers

WAIPORI

Satinjet®

WAIPORI COOL TO TOUCH BAR SHOWER WITH DIVERTER




VALVE:
Thermostatic

OPERATION:
Separate flow and temperature controls

INLET CONNECTIONS:
15mm Compression

WORKING PRESSURE:
1.5 - 5.0 bar

- Water efficient without compromising performance
- Includes Satinjet overhead and Waipori Satinjet handset
- Rectangular head for a wide spray pattern
- Supplied with a 9 l/min flow regulator
- 38°C temperature hot stop with override facility
- Valve is safe and cool to touch making it ideal for families
- Riser height can be adjusted to suit your family



WCTSDEF Chrome & Graphite

Ex.VAT £545.03 Inc.VAT £654.03

Satinjet®

WAIPORI BAR SHOWER



VALVE:
Thermostatic

OPERATION:
Separate flow and temperature controls

INLET CONNECTIONS:
15mm Compression

WORKING PRESSURE:
0.5 - 5.0 bar

- Water efficient without compromising performance
- Rectangular head for a wide spray pattern
- Supplied with 9l/min flow regulator
- 38°C temperature hot stop with override facility



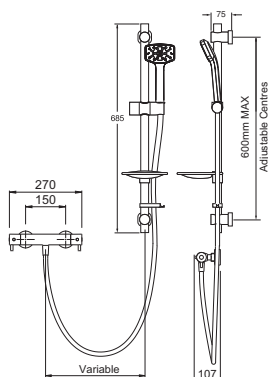
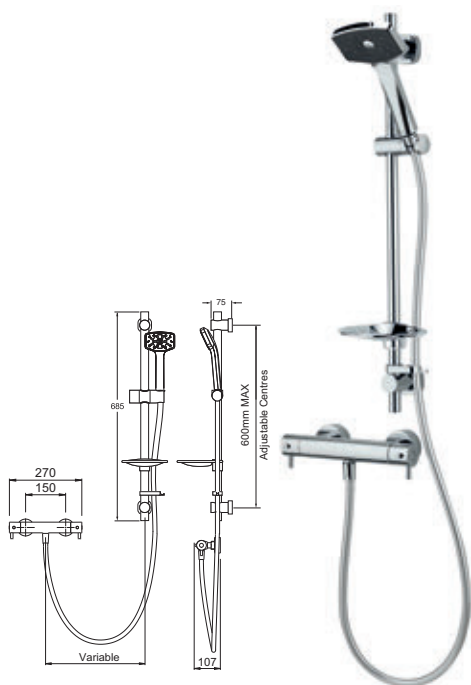
WAIBS Chrome & Graphite

Ex.VAT £212.02 Inc.VAT £254.42



Satinjet®

WAIPORI COOL TO TOUCH BAR SHOWER WITH EASY FIT KIT



VALVE:

Thermostatic

OPERATION:

Separate flow and temperature controls


INLET CONNECTIONS:

15mm Compression

WORKING PRESSURE:

1.0 - 5.0 bar

- Water efficient without compromising performance
- Rectangular head for a wide spray pattern
- Supplied with 9l/min flow regulator
- 38°C temperature hot stop with override facility
- Valve is safe and cool to touch making it ideal for families
- Easy to fit shower rail - simply twist and lock brackets into place, see page 45

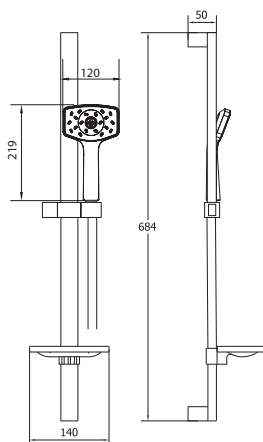


WKCTS Chrome & Graphite

Ex.VAT £180.35 Inc.VAT £216.42

Satinjet®

WAIPORI SHOWER KIT




INLET CONNECTIONS:

1/2" BSP

WORKING PRESSURE:

0.35 - 5.0 bar

- Water efficient without compromising performance
- Rectangular head for a wide spray pattern
- Supplied with 9l/min flow regulator



WK1 Chrome & Graphite

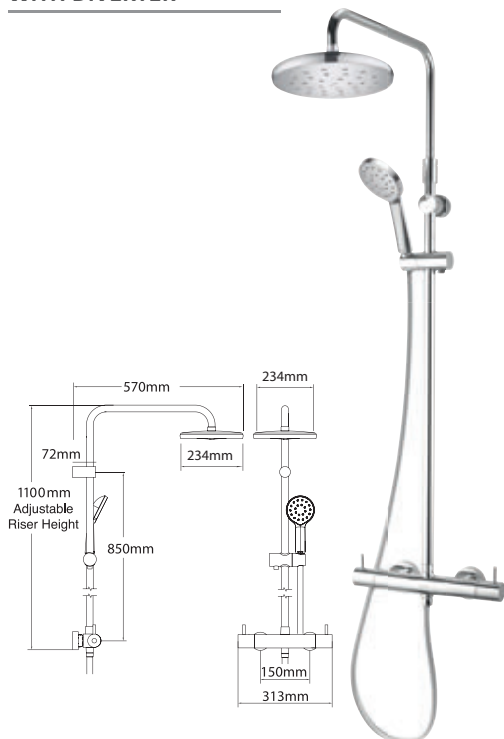
Ex.VAT £74.04 Inc.VAT £88.85

Methven Showers

KIRI

Satinjet®

KIRI MK2 COOL TO TOUCH BAR SHOWER WITH DIVERTER



VALVE:
Thermostatic

OPERATION:
Separate flow and temperature controls

INLET CONNECTIONS:
15mm Compression

WORKING PRESSURE:
1.0 - 5.0 bar

- Water efficient without compromising performance
- Includes Satinjet overhead and Kiri Satinjet handset
- 38°C temperature hot stop with override facility
- Valve is safe and cool to touch making it ideal for families
- Includes easy fit connections
- Riser height can be adjusted to suit your family



Unified Water Label 9 l/min

KRCTADEF Chrome

Ex.VAT £499.20 Inc.VAT £599.04

Satinjet®

KIRI COOL TO TOUCH BAR SHOWER WITH DIVERTER



VALVE:
Thermostatic

OPERATION:
Separate flow and temperature controls

INLET CONNECTIONS:
15mm Compression

WORKING PRESSURE:
1.5 - 5.0 bar

- Water efficient without compromising performance
- Includes Satinjet overhead and Kiri Satinjet handset
- 38°C temperature hot stop with override facility
- Valve is safe and cool to touch making it ideal for families
- Includes easy fit connections



Unified Water Label 9 l/min

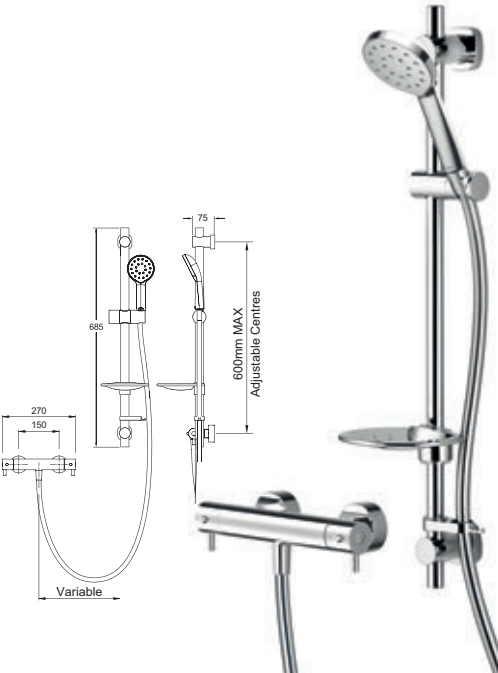
KCTSDEF Chrome & Graphite

Ex.VAT £447.59 Inc.VAT £537.11



Satinjet®

KIRI MK2 COOL TO TOUCH BAR SHOWER WITH EASY FIT SHOWER KIT



VALVE:
Thermostatic

OPERATION:
Separate flow and temperature controls

INLET CONNECTIONS:
15mm Compression

WORKING PRESSURE:
1.0 - 5.0 bar

- Water efficient without compromising performance
- Includes Kiri Satinjet handset
- 38°C temperature hot stop with override facility
- Valve is safe and cool to touch making it ideal for families
- Includes easy fit connections
- Easy to fit shower rail - simply twist and lock brackets into place, see page 43




KRCTSEFCP Chrome

Ex.VAT £245.39 Inc.VAT £294.47

Satinjet®

KIRI COOL TO TOUCH BAR SHOWER



VALVE:
Thermostatic

OPERATION:
Separate flow and temperature controls

INLET CONNECTIONS:
15mm Compression

WORKING PRESSURE:
0.5 - 5.0 bar

- Water efficient without compromising performance
- Includes Kiri Satinjet handset
- 38°C temperature hot stop with override facility
- Valve is safe and cool to touch making it ideal for families
- Eco flow control with override facility
- Includes easy fit connections



KCTS Chrome & Graphite

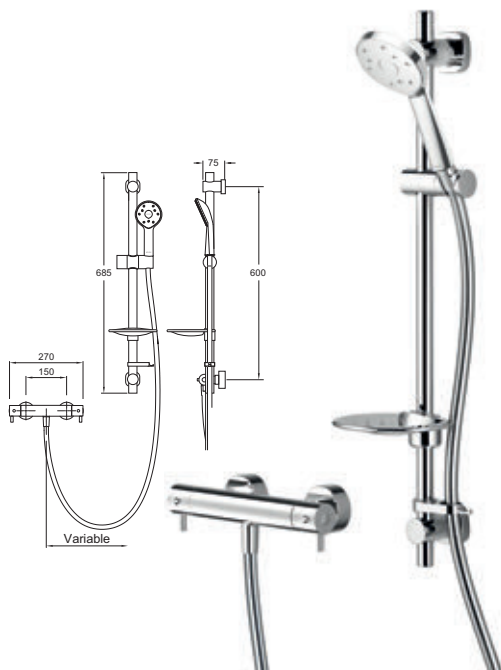
Ex.VAT £226.44 Inc.VAT £271.72

Methven Showers

KIRI

Satinjet®

**KIRI LOW FLOW MK2
COOL TO TOUCH BAR
SHOWER WITH EASY
FIT SHOWER KIT**



VALVE:
Thermostatic

OPERATION:
Separate flow and
temperature controls

INLET CONNECTIONS:
15mm Compression

WORKING PRESSURE:
0.5 - 5.0 bar

- Water efficient without compromising performance
- Includes Kiri Low Flow MK2 Satinjet handset
- Delivers a great shower experience at a lower flow rate
- 38°C temperature hot stop with override facility
- Valve is safe and cool to touch making it ideal for families
- Includes easy fit connections
- Easy to fit shower rail - simply twist and lock brackets into place, see page 45



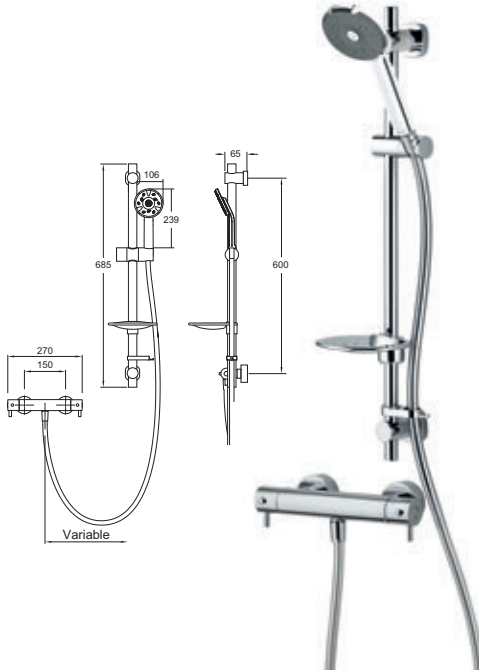
Standard Water Label 6 l/min

KRLCTSEFLP Chrome

Ex.VAT £268.68 Inc.VAT £322.42

Satinjet®

**KIRI LOW FLOW COOL
TO TOUCH BAR
SHOWER WITH EASY
FIT SHOWER KIT**



VALVE:
Thermostatic

OPERATION:
Separate flow and
temperature controls

INLET CONNECTIONS:
15mm Compression

WORKING PRESSURE:
0.5 - 5.0 bar

- Water efficient without compromising performance
- Includes Kiri Low Flow Satinjet handset
- Delivers a great shower experience at a lower flow rate
- 38°C temperature hot stop with override facility
- Valve is safe and cool to touch making it ideal for families
- Includes easy fit connections
- Easy to fit shower rail - simply twist and lock brackets into place, see page 45



Standard Water Label 6 l/min

KLCTSEFCP Chrome & Graphite

Ex.VAT £268.68 Inc.VAT £322.42



CONVENTIONAL
SHOWER SPRAY

Satinjet®
SHOWER SPRAY

Methven's most efficient showers helping you to comply with Part G

Achieve the flow rate without
compromising on performance

Our unique showering technology enables users to enjoy a powerful showering experience while only using 6 litres a minute compared to conventional showers that use an average of 12 litres per minute.

This means that 48 litres of water can be saved during a typical eight-minute shower*, that's the equivalent to eight watering cans!

In one year, an average household could save 42,048 litres** of water by switching to a Satinjet low flow shower head.



*water use in the bathroom attributes to almost 70% of a home's entire usage and with the average length of shower 8 minutes

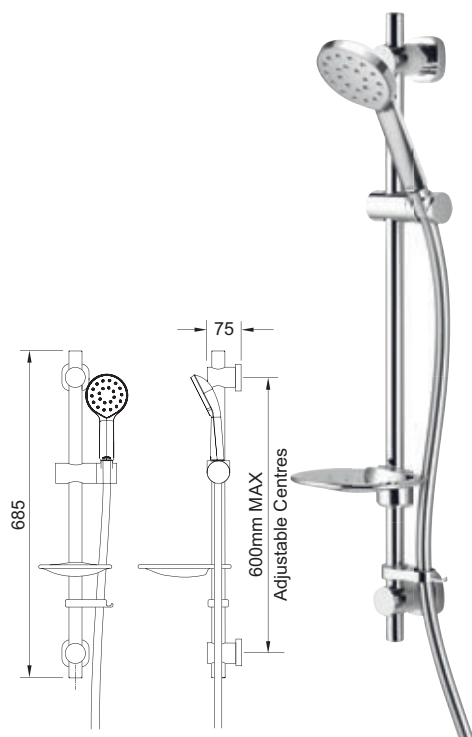
**figures based on 2.4 people per household showering for 8 minutes once a day for 365 days"

Methven Showers

KIRI

Satinjet®

KIRI MK2 EASY FIT SHOWER KIT



INLET CONNECTIONS:

½" BSP

WORKING PRESSURE:

0.35 - 5.0 bar

- Water efficient without compromising performance
- Includes Kiri Satinjet handset
- Supplied with 9l/min flow regulator
- Easy to fit shower rail - simply twist and lock brackets into place, see page 43



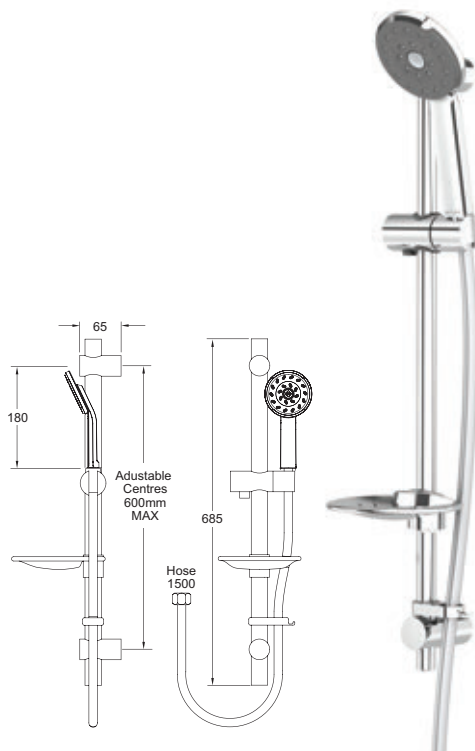
EKIT09/KR Chrome



Ex.VAT £110.39 Inc.VAT £132.47

Satinjet®

KIRI SHOWER KIT



INLET CONNECTIONS:

½" BSP

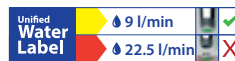
WORKING PRESSURE:

0.35 - 5.0 bar

- Water efficient without compromising performance
- Includes Kiri Satinjet handset
- Supplied with 9l/min flow regulator
- Riser rail features adjustable brackets - ideal for retrofit
- Option with 1m rail - K1MSK



KK1 Chrome & Graphite



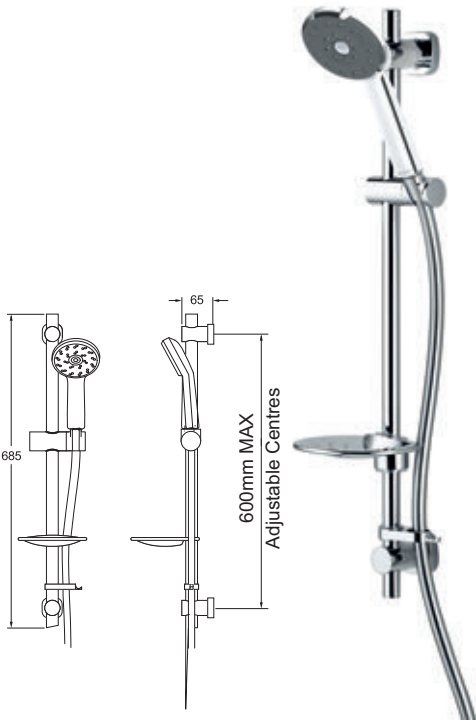
Ex.VAT £66.20 Inc.VAT £79.44

K1MSK Chrome & Graphite

Ex.VAT £93.44 Inc.VAT £112.13



Satinjet®
KIRI EASY FIT SHOWER
KIT




INLET CONNECTIONS:
½" BSP

WORKING PRESSURE:
0.35 - 5.0 bar

- Water efficient without compromising performance
- Includes Kiri Satinjet handset
- Supplied with 9l/min flow regulator
- Easy to fit shower rail - simply twist and lock brackets into place



EKIT05/K Chrome & Graphite



Ex.VAT £107.82 Inc.VAT £129.39

EASY FIT
SHOWER RAIL

INSTALLATION GUIDE
IDEAL FOR RETRO-FIT - USE YOUR
EXISTING SHOWER RAIL HOLES

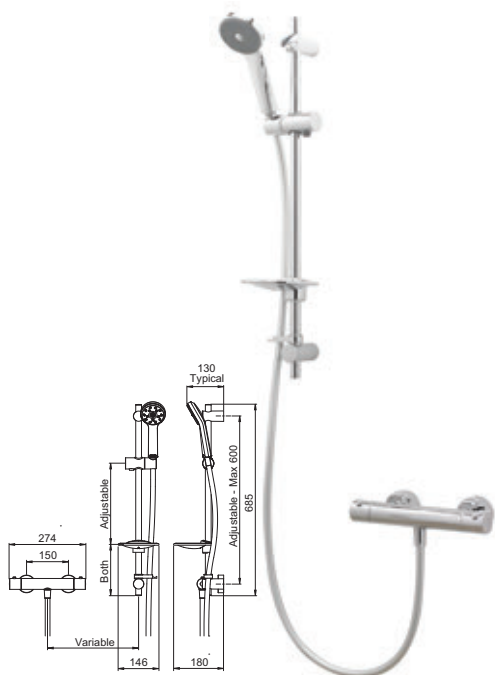


Methven Showers

MAKU

Satinjet®

MAKU COOL TO TOUCH BAR SHOWER



VALVE:
Thermostatic

OPERATION:
Separate flow and temperature controls

INLET CONNECTIONS:
15mm Compression

WORKING PRESSURE:
0.35 - 5.0 bar

- Water efficient without compromising performance
- Includes Maku Satinjet handset
- Supplied with 9l/min flow regulator
- 38°C temperature hot stop with override facility
- Valve is safe and cool to touch making it ideal for families
- Eco flow control with override facility
- Includes easy fit connections
- Riser rail features adjustable brackets - ideal for retrofit



MCTS Chrome & Graphite

Ex.VAT £168.27 Inc.VAT £201.91

Satinjet®

MAKU EASY FIT SHOWER KIT



INLET CONNECTIONS:
1/2" BSP

WORKING PRESSURE:
0.35 - 5.0 bar

- Water efficient without compromising performance
- Includes Maku Satinjet handset
- Supplied with 9l/min flow regulator
- Suitable for all showers
- Ideal for electric showers
- Easy to fit shower rail - simply twist and lock brackets into place, see page 55



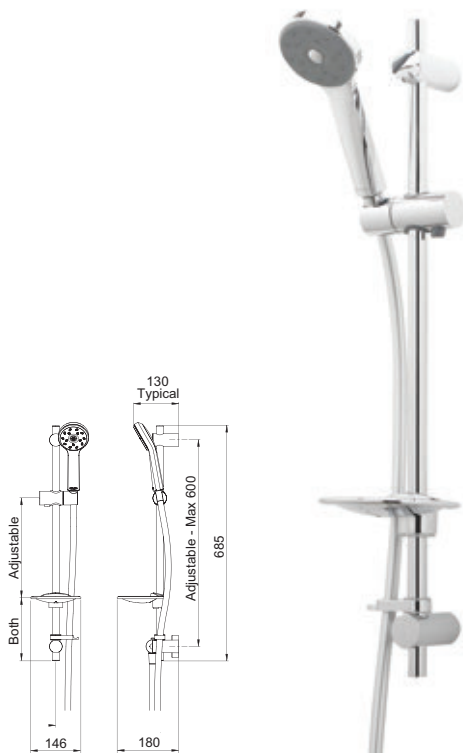
EKIT04/M Chrome & Graphite



Ex.VAT £104.24 Inc.VAT £125.09



Satinjet®
MAKU SHOWER KIT



INLET CONNECTIONS:
½" BSP

WORKING PRESSURE:
0.35 - 5.0 bar

- Water efficient without compromising performance
- Includes Maku Satinjet handset
- Supplied with 9l/min flow regulator
- Suitable for all showers
- Ideal for electric showers
- Riser rail features adjustable brackets - ideal for retrofit



MK1 Chrome & Graphite



Ex.VAT £60.57 Inc.VAT £72.68

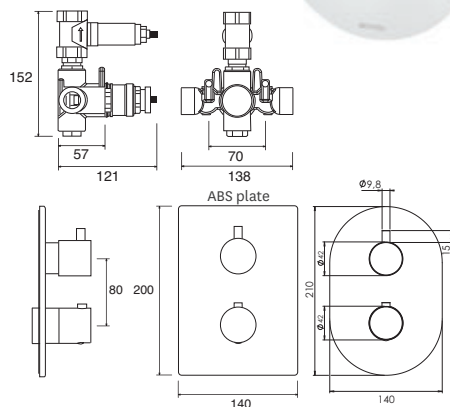


Maku is ideal for
electric showers

Methven Showers

KAHA

KAHA 1 DIRECTION CONCEALED SHOWER



VALVE:
Thermostatic

OPERATION:
Separate flow and
temperature controls

INLET CONNECTIONS:
½" BSP

WORKING PRESSURE:
0.2 - 5.0 bar

- 38°C temperature hot stop with override facility
- Front access filters - no need to disconnect shower from water supply during maintenance
- Available with brass or ABS concealing plate
- Concealed shower spindle extension available see page 165
- Also available in matte black see page 20



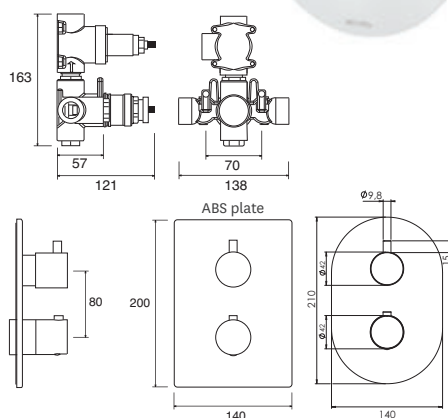
KAHA 1D Chrome (Brass)

Ex.VAT £355.30 Inc.VAT £426.36

KAHA 1DA Chrome (ABS plate)

Ex.VAT £308.28 Inc.VAT £369.93

KAHA 2 DIRECTION CONCEALED SHOWER



VALVE:
Thermostatic

OPERATION:
Separate flow and
temperature controls

INLET CONNECTIONS:
½" BSP

WORKING PRESSURE:
0.2 - 5.0 bar

- 38°C temperature hot stop with override facility
- Front access filters - no need to disconnect shower from water supply during maintenance
- Diverter cartridge to two outlets
- Available with brass or ABS concealing plate
- Concealed shower spindle extension available see page 165
- Also available in matte black see page 20



KAHA 2D Chrome (Brass)

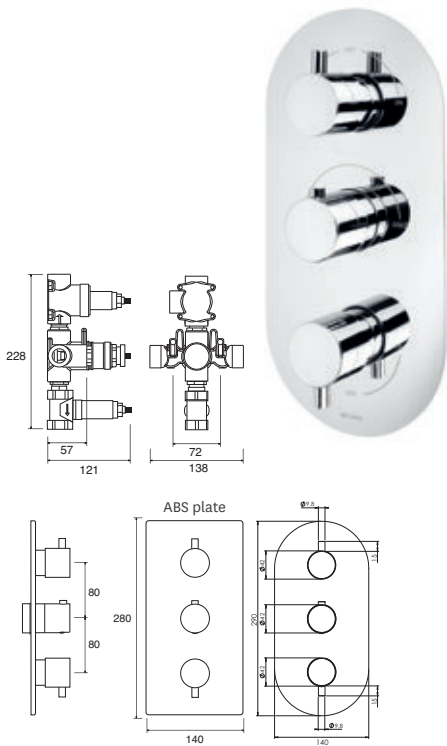
Ex.VAT £412.78 Inc.VAT £495.33

KAHA 2DA Chrome (ABS plate)

Ex.VAT £365.75 Inc.VAT £438.90



KAHA 3 DIRECTION
CONCEALED SHOWER



VALVE:
Thermostatic

OPERATION:
Separate flow and temperature controls

INLET CONNECTIONS:
1/2" BSP

WORKING PRESSURE:
0.2 - 5.0 bar

- 38°C temperature hot stop with override facility
- Front access filters - no need to disconnect shower from water supply during maintenance
- Diverter cartridge to two outlets and separate stopcock for bath fill
- Available with brass or ABS concealing plate
- Concealed shower spindle extension available see page 165
- Also available in matte black see page 21



KAHA 3D Chrome (Brass) Ex.VAT £569.53 Inc.VAT £683.43

KAHA 3DA Chrome (ABS plate) Ex.VAT £522.50 Inc.VAT £627.00

Pick n Mix

Mix and match with our shower accessories to create your own configuration, overheads for drenching & handsets for rinsing

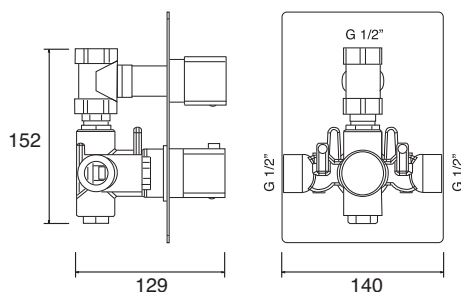


Kaha valves also available in black see pages 20 & 21

Methven Showers

KIRI

KIRI 1 DIRECTION CONCEALED SHOWER



VALVE:
Thermostatic

OPERATION:
Separate flow and
temperature controls

INLET CONNECTIONS:
1/2" BSP

WORKING PRESSURE:
0.2 - 5.0 bar

- 38°C temperature hot stop with override facility
- Front access filters - no need to disconnect shower from water supply during maintenance
- Available with brass or ABS concealing plate
- Concealed shower spindle extension available see page 165



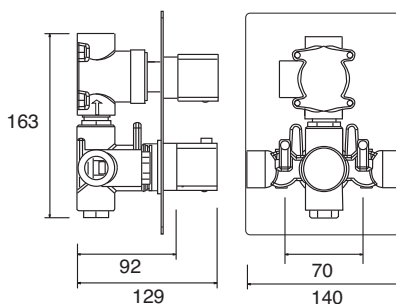
KIRI 1D Chrome (Brass)

Ex.VAT £355.30 Inc.VAT £426.36

KIRI 1DA Chrome (ABS plate)

Ex.VAT £308.28 Inc.VAT £369.93

KIRI 2 DIRECTION CONCEALED SHOWER



VALVE:
Thermostatic

OPERATION:
Separate flow and
temperature controls

INLET CONNECTIONS:
1/2" BSP

WORKING PRESSURE:
0.2 - 5.0 bar

- 38°C temperature hot stop with override facility
- Front access filters - no need to disconnect shower from water supply during maintenance
- Diverter cartridge to two outlets
- Available with brass or ABS concealing plate
- Concealed shower spindle extension available see page 165



KIRI 2D Chrome (Brass)

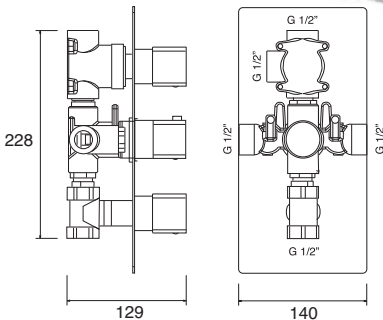
Ex.VAT £412.78 Inc.VAT £495.33

KIRI 2DA Chrome (ABS plate)

Ex.VAT £365.75 Inc.VAT £438.90



KIRI 3 DIRECTION
CONCEALED SHOWER



VALVE:
Thermostatic

OPERATION:
Separate flow and temperature controls

INLET CONNECTIONS:
1/2" BSP

WORKING PRESSURE:
0.2 - 5.0 bar

- 38°C temperature hot stop with override facility
- Front access filters - no need to disconnect shower from water supply during maintenance
- Diverter cartridge to two outlets and separate stopcock for bath fill
- Available with brass or ABS concealing plate
- Concealed shower spindle extension available see page 165



KIRI 3D Chrome (Brass) Ex.VAT £569.53 Inc.VAT £683.43

KIRI 3DA Chrome (ABS plate) Ex.VAT £522.50 Inc.VAT £627.00

Pick n Mix

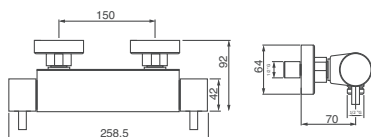
Mix and match with our shower accessories to create your own configuration, overheads for drenching & handsets for rinsing



Methven Showers

BAR

SOL BAR SHOWER



VALVE:
Thermostatic

OPERATION:
Separate flow and temperature controls

INLET CONNECTIONS:
15mm Compression

WORKING PRESSURE:
0.2 - 5.0 bar

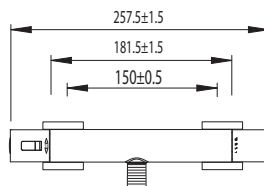
- Approved to TMV3 standard
- Ultimate thermostatic performance
- Includes easy fit connections



SOLBEF Chrome

Ex.VAT £350.56 Inc.VAT £420.66

SQUARE BAR VALVE



VALVE:
Thermostatic

OPERATION:
Separate flow and temperature controls

INLET CONNECTIONS:
15mm Compression

WORKING PRESSURE:
0.5 - 5.0 bar

- 38°C temperature hot stop with override facility
- Includes easy fit connections

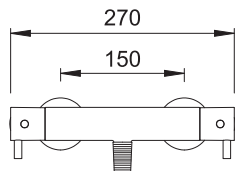


MSBV01 Chrome

Ex.VAT £161.29 Inc.VAT £193.54



COOL TO TOUCH BAR
VALVE



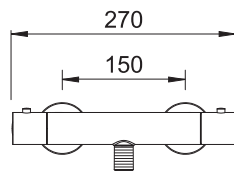
VALVE:
Thermostatic
OPERATION:
Separate flow and temperature controls
INLET CONNECTIONS:
15mm Compression
WORKING PRESSURE:
0.2 - 5.0 bar

- 38°C temperature hot stop with override facility
- Valve is safe and cool to touch making it ideal for families
- Eco flow control with override facility
- Includes easy fit connections
- Lever handle for ease of use



CTBV02 Chrome Ex.VAT £135.26 Inc.VAT £162.31

COOL TO TOUCH BAR
VALVE



VALVE:
Thermostatic
OPERATION:
Separate flow and temperature controls
INLET CONNECTIONS:
15mm Compression
WORKING PRESSURE:
0.35 - 5.0 bar

- 38°C temperature hot stop with override facility
- Valve is safe and cool to touch making it ideal for families
- Eco flow control with override facility
- Includes easy fit connections



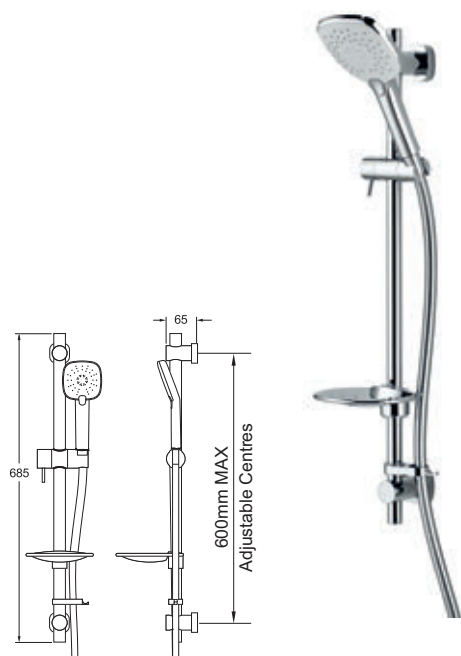
CTBV03 Chrome Ex.VAT £120.31 Inc.VAT £144.37

Methven Showers

SHOWER KITS

Airstream™

3 MODE EASY FIT SHOWER KIT



INLET CONNECTIONS:

1/2" BSP

WORKING PRESSURE:

0.5 - 5.0 bar

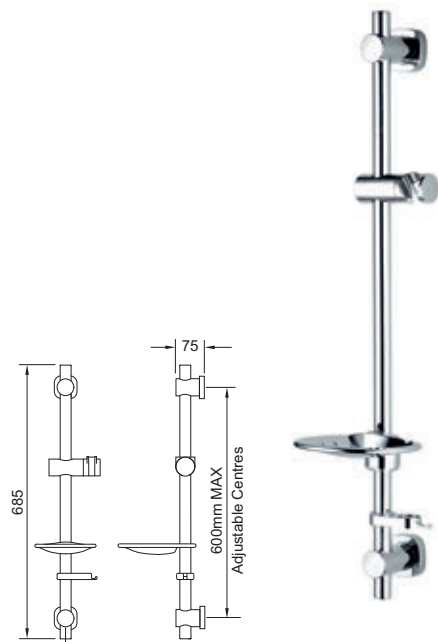
- Features Airstream for softer, lighter, more voluminous showering
- Easy click 3 function spray
- Simple push button operation to change between Airstream full body, massage and combination spray
- Easy to fit shower rail - simply twist and lock brackets into place, see page 55
- Riser rail features adjustable brackets - ideal for retrofit



EKIT01/A Chrome & White

Ex.VAT £98.26 Inc.VAT £117.92

EASY FIT SHOWER RAIL



- Easy to fit shower rail - simply twist and lock brackets into place, see page 55
- Riser rail features adjustable brackets - ideal for retrofit
- Button operation on slider adjustment


EFSR007 Chrome


Ex.VAT £63.36 Inc.VAT £76.03




EASY FIT
SHOWER RAIL


INSTALLATION GUIDE
IDEAL FOR RETRO-FIT – USE YOUR
EXISTING SHOWER RAIL HOLES






FIXES ON THE WALL





LOCK

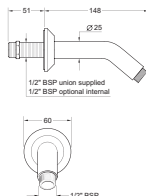
UNLOCK



Methven Showers

ARMS & ACCESSORIES

WALL-MOUNTED SHOWER ARM



INLET CONNECTIONS:

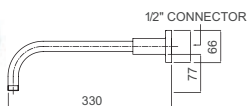
1/2" BSP

- Brass construction
- Comes complete with 1/2" BSP connection
- Pair with a round or square head

SAW148 Chrome

Ex.VAT £33.65 Inc.VAT £40.38

OVER HEAD WALL SHOWER ARM



INLET CONNECTIONS:


1/2" BSP

- Brass construction
- Comes complete with 1/2" BSP connection
- Pair with a round or square head

SAW320 Chrome

Ex.VAT £33.65 Inc.VAT £40.38

OVER HEAD WALL SHOWER ARM



INLET CONNECTIONS:

1/2" BSP

- Brass construction
- Pair with a round or square head
- Also available in matte black see page 19


ARMW06CP Chrome

Ex.VAT £52.25 Inc.VAT £62.70

ARMW06BK Matte Black

Ex.VAT £73.15 Inc.VAT £87.78

CEILING MOUNTED SHOWER ARM 200MM



INLET CONNECTIONS:

1/2" BSP

- Brass construction
- Pair with a round or square head
- Also available in matte black see page 17

ARMC05CP Chrome

Ex.VAT £41.80 Inc.VAT £50.16

ARMC05BK Matte Black

Ex.VAT £62.70 Inc.VAT £75.24

CEILING MOUNTED SHOWER ARM 300MM



INLET CONNECTIONS:

1/2" BSP

- Brass construction
- Pair with a round or square head
- Also available in matte black see page 18

ARMC06CP Chrome


Ex.VAT £52.25 Inc.VAT £62.70

ARMC06BK Matte Black

Ex.VAT £73.15 Inc.VAT £87.78



CEILING MOUNTED SHOWER ARM 500MM




INLET CONNECTIONS:
1/2" BSP

- Brass construction
- Pair with a round or square head
- Also available in matte black see page 18

ARMC07CP Chrome Ex.VAT £62.70 Inc.VAT £75.24

ARMC07BK Matte Black Ex.VAT £83.60 Inc.VAT £100.32

SQUARE WALL UNION

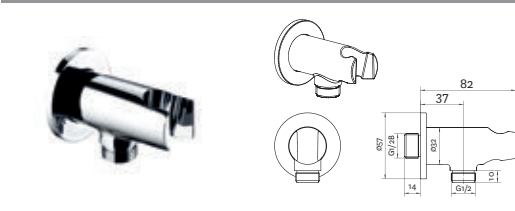


INLET CONNECTIONS:
1/2" BSP

- Brass construction
- Comes complete with 1/2" BSP connection

METHSQELB Chrome Ex.VAT £61.69 Inc.VAT £74.03

WALL ELBOW PARKING BRACKET

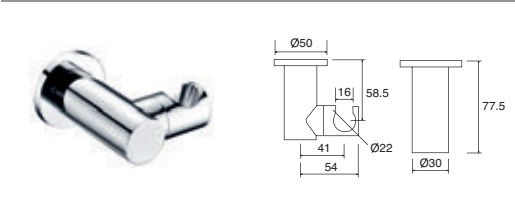


INLET CONNECTIONS:
1/2" BSP

- Brass construction

WEPB Chrome Ex.VAT £59.90 Inc.VAT £71.88


ROUND PARKING BRACKET



- Brass construction

RPB Chrome Ex.VAT £56.10 Inc.VAT £67.32

SQUARE PARKING BRACKET



- Brass construction

SPB Chrome Ex.VAT £56.10 Inc.VAT £67.32

Methven Showers

ACCESSORIES

SMOOTH SHOWER HOSE 1.5M



INLET CONNECTIONS:
1/2" BSP

- Easy clean, twist free smooth hose



HOS1.5PVS07 Chrome 1.5 metre Ex.VAT **£30.40** Inc.VAT **£36.48**

HOSE2.0 Chrome (2 metre) Ex.VAT **£35.34** Inc.VAT **£42.41**

Methven's most efficient showers helping you to comply with Part G

Achieve the flow rate without compromising on performance



Satinjet®

KIRI LOW FLOW MK2 HANDSET

PAGE 29



Satinjet®

KIRI LOW FLOW HANDSET

PAGE 30



Satinjet®

KIRI LOW FLOW MK2 SHOWER ROSE

PAGE 29



Satinjet®

KIRI LOW FLOW SHOWER HEAD

PAGE 30



Our unique showering technology enables users to enjoy a powerful showering experience while only using 6 litres a minute compared to conventional showers that use an average of 12 litres per minute.

This means that 48 litres of water can be saved during a typical eight-minute shower*, that's the equivalent of eight watering cans!

In one year, an average household could save 42,048 litres** of water by switching to a Satinjet low flow shower head.

**SAVE 8
WATERING
CANS**



*water use in the bathroom attributes to almost 70% of a home's entire usage and with the average length of shower 8 minutes

**figures based on 2.4 people per household showering for 8 minutes once a day for 365 days*

Methven Taps

CHOOSE YOUR STYLE

METHVEN Tapware

BATHROOM



KAHA
PAGE 61



THERMOSTATIC
PAGE 62



KEA
PAGE 64



BREEZE
PAGE 66



WAI
PAGE 67



AMIO
PAGE 70

KITCHEN



DUNSTON
PAGE 73



ELLESMERE
PAGE 73



MATHESON
PAGE 73

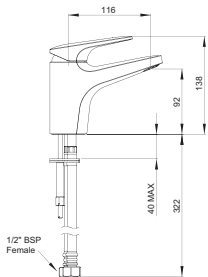


HAWEI
PAGE 73



Swivel base
ideal for
smaller basins

KAHA BASIN MIXER WITH SWIVEL
BASE



INLET CONNECTIONS:
1/2" BSP

WORKING PRESSURE:
0.35 - 5.0 bar

- Swivel spout makes it ideal for smaller sinks
- Optional base trim ring on spout
- Ceramic cartridge for smooth operation
- Slim stream aerator with directional swivel
- Twin stud clamp kit



KAHA 113 Chrome

Unified Water Label  7 l/min

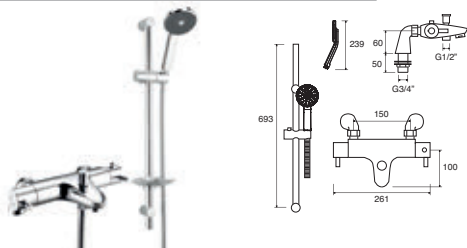
Ex.VAT £196.30 Inc.VAT £235.56

Methven Taps

THERMOSTATIC

Satinjet®

THERMOSTATIC PILLAR MOUNTED BATH SHOWER MIXER



VALVE:
Thermostatic

OPERATION:
Separate flow and temperature controls

INLET CONNECTIONS:
3/4" BSP

WORKING PRESSURE:
1.0 - 5.0 bar



TLVBSM2B Chrome & Graphite

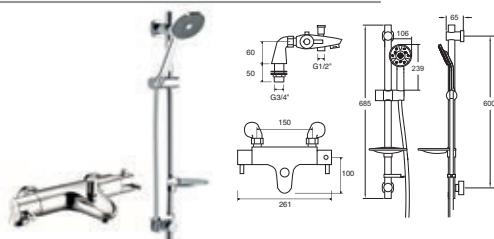
- Complete with Kiri Satinjet handset & kit
- Water efficient without compromising showering performance
- Supplied with 9l/min flow regulator
- Thermostatic valve with 38°C temperature stop (with override)

Ex.VAT £396.32 Inc.VAT £475.59

Unified Water Label 9 l/min

Satinjet®

THERMOSTATIC PILLAR MOUNTED BATH SHOWER MIXER



VALVE:
Thermostatic

OPERATION:
Separate flow and temperature controls

INLET CONNECTIONS:
3/4" BSP

WORKING PRESSURE:
1.0 - 5.0 bar



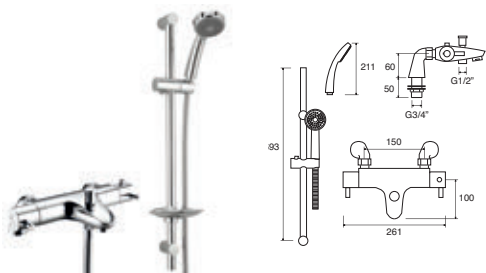
TLVEFLF2 Chrome & Graphite

- Complete with Kiri Low Flow Satinjet handset & kit
- Water efficient without compromising showering performance
- Delivers a great shower experience at a lower flow rate
- Thermostatic valve with 38°C temperature stop (with override)
- Easy to fit shower rail - simply twist and lock brackets into place, see page 55

Ex.VAT £401.03 Inc.VAT £481.24

Unified Water Label 6 l/min

THERMOSTATIC PILLAR MOUNTED BATH SHOWER MIXER



VALVE:
Thermostatic

OPERATION:
Separate flow and temperature controls

INLET CONNECTIONS:
3/4" BSP

WORKING PRESSURE:
1.0 - 5.0 bar



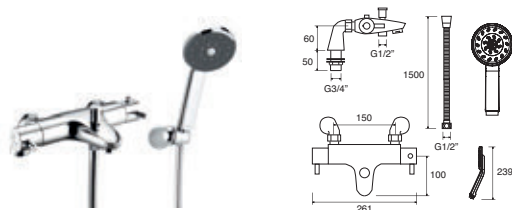
TLVBSM1B Chrome

- Complete with single mode handset & kit
- Thermostatic valve with 38°C temperature stop (with override)

Ex.VAT £382.13 Inc.VAT £458.56

Satinjet®

THERMOSTATIC PILLAR MOUNTED BATH SHOWER MIXER



VALVE:
Thermostatic

OPERATION:
Separate flow and temperature controls

INLET CONNECTIONS:
3/4" BSP

WORKING PRESSURE:
1.0 - 5.0 bar



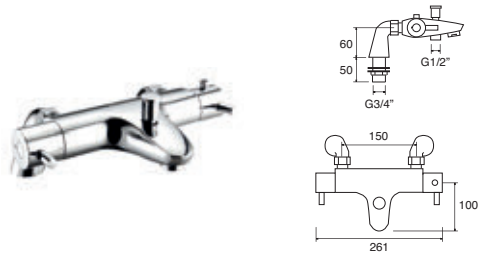
TLVBSM Chrome & Graphite

- Complete with Kiri Satinjet handset & wall bracket
- Water efficient without compromising showering performance
- Supplied with 9l/min flow regulator
- Thermostatic valve with 38°C temperature stop (with override)

Ex.VAT £336.27 Inc.VAT £403.53

Unified Water Label 9 l/min

THERMOSTATIC PILLAR MOUNTED
BATH SHOWER MIXER



VALVE:
Thermostatic

OPERATION:
Separate flow and temperature controls

INLET CONNECTIONS:
3/4" BSP

WORKING PRESSURE:
1.0 - 5.0 bar

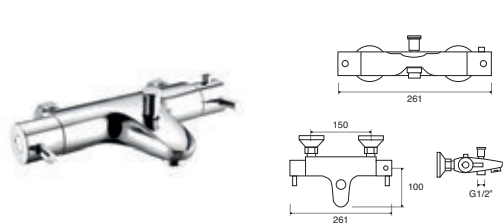
- Thermostatic valve with 38°C temperature stop (with override)



TLVBSMNK Chrome

Ex.VAT £272.95 Inc.VAT £327.54

THERMOSTATIC WALL MOUNTED
BATH SHOWER MIXER



VALVE:
Thermostatic

OPERATION:
Separate flow and temperature controls

INLET CONNECTIONS:
3/4" BSP

WORKING PRESSURE:
1.0 - 5.0 bar

- Thermostatic valve with 38°C temperature stop (with override)



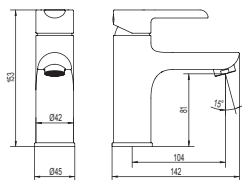
TLVBSMWMB0 Chrome

Ex.VAT £256.57 Inc.VAT £307.89

Methven Taps

KEA

KEA MONO BASIN MIXER



INLET CONNECTIONS:
1/2" BSP

WORKING PRESSURE:
0.2 - 5.0 bar

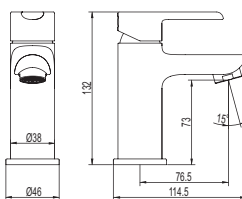
- Ceramic cartridge for smooth operation
- Slim stream aerator with directional swivel
- Includes 7 l/min flow regulator fitted
- Compatible with Waterblade - innovative technology which uses just 2.5l/min



KEBCPUK Chrome

Ex.VAT £122.28 Inc.VAT £146.73

KEA MINI BASIN MIXER



INLET CONNECTIONS:
1/2" BSP

WORKING PRESSURE:
0.5 - 5.0 bar

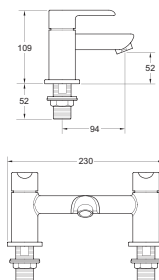
- Ceramic cartridge for smooth operation
- Slim stream aerator with directional swivel



KEBMCPUK Chrome

Ex.VAT £111.07 Inc.VAT £133.29

KEA BATH FILLER



INLET CONNECTIONS:
3/4" BSP

WORKING PRESSURE:
0.3 - 5.0 bar

- Ceramic disc handles ensure a smooth operation



KEBFPUK Chrome

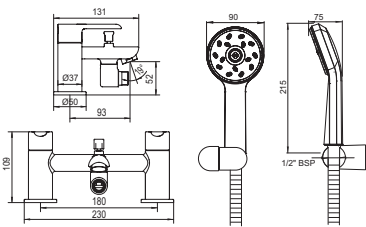
Ex.VAT £178.37 Inc.VAT £214.05



KEA

MONO BASIN MIXER

Satinjet®
KEA BATH SHOWER MIXER



INLET CONNECTIONS:
3/4" BSP

WORKING PRESSURE:
0.5 - 5.0 bar

- Complete with Maku Satinjet handset & wall bracket
- Water efficient without compromising showering performance
- Supplied with 9l/min flow regulator
- Ceramic disc handles ensure a smooth operation



KEBSMCPUK Chrome & Graphite Ex.VAT £212.02 Inc.VAT £254.43

METHVEN Tapware



Luxury Handwashing
Half the Water

- Innovative technology that uses just 2.5l/min of water
- Save water and money!
- Developers – it helps you comply with Part G
- Exceptional performance, giving 'Blade' at all mains supply pressures
- Look out for the compatible icon

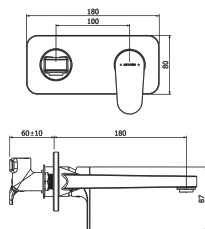
www.bamfordswaterblade.com



Methven Taps

BREEZE

BREEZE WALL MOUNTED BASIN MIXER



INLET CONNECTIONS:
3/4" BSP

WORKING PRESSURE:
1.5 - 5.0 bar

- Ceramic cartridge for smooth operation
- Sealed faceplate
- Slim stream aerator with directional swivel
- Solid easy to grip handle
- Also available in matte black see page 24



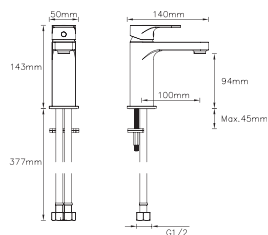
BRWMBCP Chrome

Ex.VAT **£190.09** Inc.VAT **£228.10**

BRWMBBK Matte Black

Ex.VAT **£235.44** Inc.VAT **£304.14**

BREEZE BASIN MIXER



INLET CONNECTIONS:
3/2" BSP

WORKING PRESSURE:
0.5 - 5.0 bar

- Ceramic cartridge for smooth operation
- Includes Press Top waste
- Twin stud clamp kit
- Also available in matte black see page 24



BRBCPUK Chrome

Ex.VAT **£144.71** Inc.VAT **£173.66**

BRBBKUK Matte Black

Ex.VAT **£187.72** Inc.VAT **£225.27**

BRBWBK Matte Black with press top waste

Ex.VAT **£223.38** Inc.VAT **£268.05**

Satinjet® BREEZE BATH SHOWER MIXER



INLET CONNECTIONS:
3/4" BSP

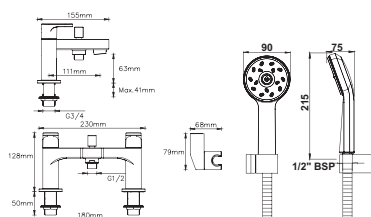
WORKING PRESSURE:
0.5 - 5.0 bar

- Complete with Maku Satinjet handset & wall bracket
- Water efficient without compromising showering performance
- Supplied with 9l/min flow regulator
- Ceramic disc handles ensure a smooth operation

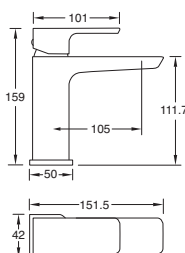


BRBSMCPUK Chrome & Graphite

Ex.VAT **£245.68** Inc.VAT **£294.82**



WAI BASIN MIXER



INLET CONNECTIONS:
1/2" BSP

WORKING PRESSURE:
0.3 - 5.0 bar

- Contemporary square design
- Ceramic cartridge for smooth operation
- Includes press top waste
- Fitted with a 4 l/min flow regulator
- Also available in matte black see page 22



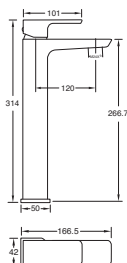
WAIBCPUK Chrome

Ex.VAT **£110.88** Inc.VAT **£133.06**

WAIBBK Matte Black

Ex.VAT **£156.75** Inc.VAT **£188.10**

WAI TALL BASIN MIXER



INLET CONNECTIONS:
1/2" BSP

WORKING PRESSURE:
0.3 - 5.0 bar

- Contemporary square design
- Ceramic cartridge for smooth operation
- Includes press top waste
- Fitted with a 4 l/min flow regulator
- Also available in matte black see page 22



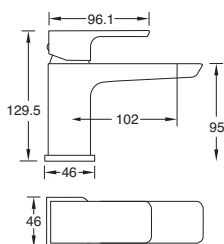
WAITBCPUK Chrome

Ex.VAT **£168.96** Inc.VAT **£202.75**

WAITBBK Matte Black

Ex.VAT **£213.36** Inc.VAT **£256.03**

WAI MINI BASIN MIXER



INLET CONNECTIONS:
1/2" BSP

WORKING PRESSURE:
0.3 - 5.0 bar

- Contemporary square design
- Ceramic cartridge for smooth operation
- Includes press top waste
- Fitted with a 4 l/min flow regulator
- Also available in matte black see page 22



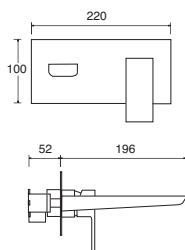
WAIBMCPUK Chrome

Ex.VAT **£88.70** Inc.VAT **£106.44**

WAIBMBK Matte Black

Ex.VAT **£135.85** Inc.VAT **£163.02**

WAI WALL MOUNTED BASIN MIXER



INLET CONNECTIONS:
1/2" BSP

WORKING PRESSURE:
1.0 - 5.0 bar

- Contemporary square design
- Ceramic cartridge for smooth operation
- Fitted with a 4 l/min flow regulator
- Slim stream aerator with directional swivel



WAIWMBCP Chrome

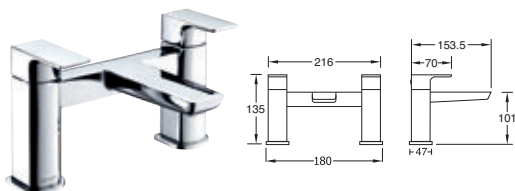
Ex.VAT **£129.21** Inc.VAT **£155.06**



Methven Taps

WAI

WAI BATH FILLER



INLET CONNECTIONS:
3/4" BSP

WORKING PRESSURE:
0.5 - 5.0 bar

- Contemporary square design
- Ceramic disc handles ensure a smooth operation
- Also available in black see page 22



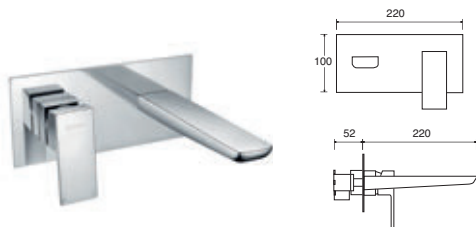
WAIBFCPUK Chrome

Ex.VAT **£158.40** Inc.VAT **£190.09**

WAIBFBK Matte Black

Ex.VAT **£200.30** Inc.VAT **£240.35**

WAI WALL MOUNTED BATH FILLER



INLET CONNECTIONS:
3/4" BSP

WORKING PRESSURE:
1.0 - 5.0 bar

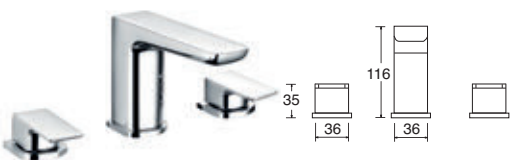
- Contemporary square design
- Ceramic cartridge for smooth operation



WAIWMBFCP Chrome

Ex.VAT **£131.51** Inc.VAT **£157.82**

WAI 3 HOLE BATH FILLER



INLET CONNECTIONS:
3/4" BSP

WORKING PRESSURE:
1.0 - 5.0 bar

- Contemporary square design
- Ceramic disc handles ensure a smooth operation



WAI3BFCP Chrome

Ex.VAT **£194.68** Inc.VAT **£233.62**

Satinjet® WAI BATH SHOWER MIXER



INLET CONNECTIONS:
3/4" BSP

WORKING PRESSURE:
0.5 - 5.0 bar

- Contemporary square design
- Complete with Waipori Satinjet handset regulated to 9 l/min & wall bracket
- Water efficient without compromising showering performance
- Ceramic disc handles ensure a smooth operation
- Also available in black see page 23



WAIBSMCPUK Chrome & Graphite

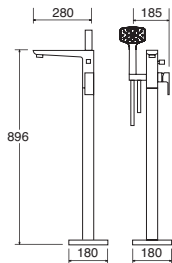
Ex.VAT **£218.89** Inc.VAT **£262.66**

WAIBSMBK Matte Black

Ex.VAT **£261.25** Inc.VAT **£313.50**

Unified Water Label **9 l/min**

WAI FLOOR MOUNTED BATH
SHOWER MIXER



INLET CONNECTIONS:
3/4" BSP

WORKING PRESSURE:
1.0 - 5.0 bar

- Contemporary square design
- Ceramic cartridge for smooth operation
- Complete with Waipori Satinjet handset regulated to 8 l/minute
- Water efficient without compromising showering performance



Unified Water Label  8 l/min

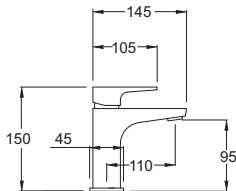
WAIFBBSM Chrome & Graphite Ex.VAT £524.10 Inc.VAT £628.92



Methven Taps

AMIO

AMIO BASIN MIXER



INLET CONNECTIONS:
3/4" BSP

WORKING PRESSURE:
0.3 - 5.0 bar

- Ceramic cartridge for smooth operation
- Includes Press Top waste
- Compatible with Waterblade
- Also available in matte black see page 25



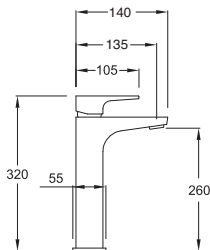
AMBCPUK Chrome

Ex.VAT **£100.80** Inc.VAT **£120.96**

AMBBK Matte Black

Ex.VAT **£138.24** Inc.VAT **£165.89**

AMIO TALL BASIN MIXER



INLET CONNECTIONS:
3/2" BSP

WORKING PRESSURE:
0.3 - 5.0 bar

- Ceramic cartridge for smooth operation
- For press top waste see page 161
- Also available in matte black see page 25



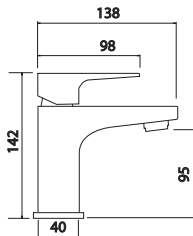
AMTBPUK Chrome

Ex.VAT **£144.00** Inc.VAT **£172.80**

AMTBBK Matte Black

Ex.VAT **£186.63** Inc.VAT **£223.95**

AMIO MINI BASIN MIXER



INLET CONNECTIONS:
3/2" BSP

WORKING PRESSURE:
0.3 - 5.0 bar

- Ceramic cartridge for smooth operation
- For press top waste see page 161
- Also available in matte black see page 25



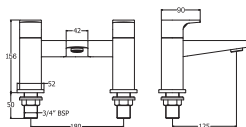
AMBMCPUK Chrome

Ex.VAT **£80.64** Inc.VAT **£96.77**

AMBMBK Matte Black

Ex.VAT **£108.87** Inc.VAT **£130.65**

AMIO DECK MOUNTED BATH FILLER



INLET CONNECTIONS:
3/4" BSP

WORKING PRESSURE:
0.5 - 5.0 bar

- Ceramic disc handles ensure a smooth operation
- Also available in matte black see page 25



AMBFCPUK Chrome

Ex.VAT **£153.59** Inc.VAT **£184.32**

AMBFBK Matte Black

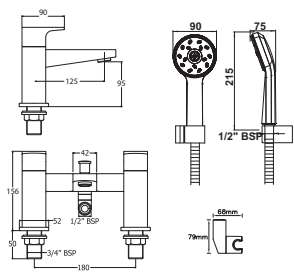
Ex.VAT **£207.36** Inc.VAT **£248.84**

Methven Taps

AMIO

METHVEN

Satinjet® AMIO DECK MOUNTED BATH SHOWER MIXER



INLET CONNECTIONS:
3/4" BSP

WORKING PRESSURE:
0.5 - 5.0 bar

- Complete with Maku Satinjet handset & wall bracket
- Water efficient without compromising showering performance
- Supplied with 9l/min flow regulator
- Ceramic disc handles ensure a smooth operation
- Also available in matte black see page 26



AMBSMCPUK Chrome & Graphite	Ex.VAT £195.84 Inc.VAT £235.01
AMBSMBK Matte Black	Ex.VAT £264.96 Inc.VAT £317.95





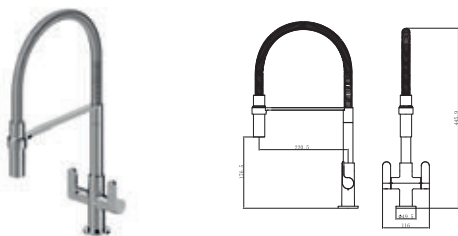
Enhance your kitchen space

Designed to enhance not only your kitchen space but also your lifestyle, the Kitchen range from Methven features the latest in tapware design.

ELSMBK see page 73



DUNSTON SINK MIXER



INLET CONNECTIONS:
1/2" BSP
WORKING PRESSURE:
0.3 - 5.0 bar

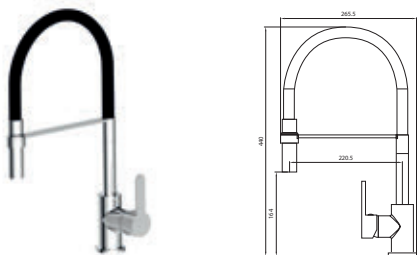
- Pull down nozzle is ideal for rinsing pots and pans
- Ceramic disc handles ensure a smooth operation
- Optimised to operate at 6 litres per minute in order to save water



DUSMCP Chrome Ex.VAT £219.45 Inc.VAT £263.34



ELLESMERE SINK MIXER



INLET CONNECTIONS:
1/2" BSP
WORKING PRESSURE:
0.3 - 5.0 bar

- Pull down nozzle is ideal for rinsing pots and pans
- Ceramic cartridge for smooth operation
- Tilt and turn temperature & flow control
- Optimised to operate at 6 litres per minute in order to save water

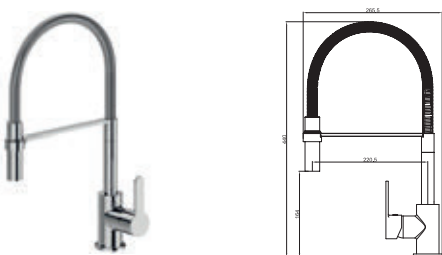


ELSMCP Chrome Ex.VAT £209.00 Inc.VAT £250.80



ELSMBK Matte Black Ex.VAT £240.35 Inc.VAT £288.42

MATHESON SINK MIXER



INLET CONNECTIONS:
1/2" BSP
WORKING PRESSURE:
0.3 - 5.0 bar

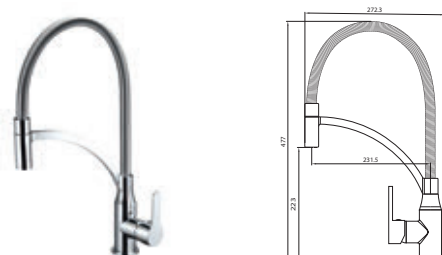
- Pull down nozzle is ideal for rinsing pots and pans
- Ceramic cartridge for smooth operation
- Tilt and turn temperature & flow control
- Optimised to operate at 6 litres per minute in order to save water



MASMCP Chrome Ex.VAT £229.90 Inc.VAT £275.88



HAWEI SINK MIXER



INLET CONNECTIONS:
1/2" BSP
WORKING PRESSURE:
1.0 - 5.0 bar

- Pull down nozzle is ideal for rinsing pots and pans
- Ceramic cartridge for smooth operation
- Tilt and turn temperature & flow control
- Optimised to operate at 6 litres per minute in order to save water



HASMCP Chrome Ex.VAT £198.55 Inc.VAT £238.26





THE SHOWER & TAP BRAND.

Deva provide a wide range of products for both domestic and commercial applications.

As one of the largest suppliers of showers and taps to the UK market and with over 30 years heritage, Deva has developed a reputation for providing excellent levels of service and customer care, bringing products to the market of the highest quality at the right price. From concept through to manufacture, we are backed by a testing programme unrivalled in our industry.

Deva deliver the latest styles of bathroom and kitchen taps, showers and shower accessories, next day – nationwide. We pride ourselves on our service first policy. Not only do we deliver 98% of orders next day in full, we also aim to provide the highest standards of customer service. Our in-house customer service technicians are fully trained to provide personal, friendly and in-depth support as well as our field based Area Sales Managers.

Deva became part of the Methven Group in 2007 and operates from Methven UK headquarters in Lancashire. Methven as a group, are innovative, design focussed and conscious to produce product ranges which meet both consumer need, legislation and regulatory requirements whilst being environmentally minded.

HAVE CONFIDENCE IN US

DEVA BY METHVEN BRAND WARRANTY (SUBJECT TO THE TERMS AND CONDITIONS)		
PRODUCT	PARTS	LABOUR
CHROME TAPWARE**	12 YEARS	2 YEARS
SHOWER VALVES	5 YEARS	2 YEARS
SHOWER ACCESSORIES & WASTES	1 YEAR	
ELECTRICAL PRODUCTS (INCLUDING SENSOR TAPS)	2 YEARS	2 YEARS
REPLACEMENT COMPONENTS AND PARTS	1 YEAR	

* For the lifetime of the original purchaser

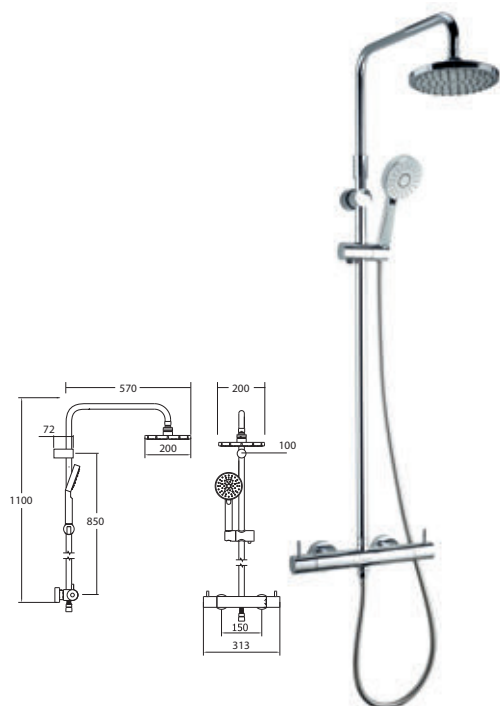
** All other finishes 5 Years Parts, 2 Years Labour

Any product that has not been fitted in a private dwelling located in the United Kingdom or the Republic of Ireland will be subject to our Commercial Warranty of 12 months parts and labour, as set out in Condition 8 of Methven's Terms and Conditions of Sale. Excludes sensor and thermostatic products. For full terms and conditions see www.methven.com

DEVA SHOWERS

THERMOSTATIC BAR SHOWERS

VISION COOL TO TOUCH BAR SHOWER WITH DIVERTER



VALVE:

Thermostatic

OPERATION:

Separate flow and temperature controls

INLET CONNECTIONS:

15mm Compression

WORKING PRESSURE:

1.5 - 5.0 bar

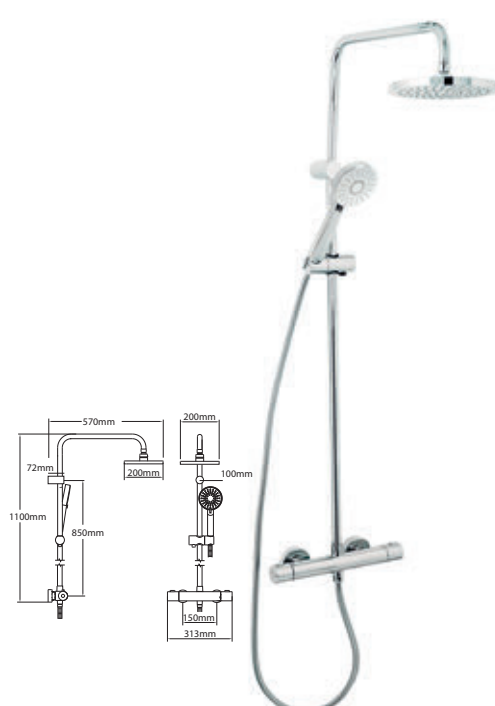
- Valve is safe and cool to touch making it ideal for families
- 38°C temperature hot stop with override facility
- Integral diverter to fixed head and handset
- Riser swivels 180° so you can select your optimal position.
- Riser height can be adjusted to suit your bathroom - adjustment dimensions 90-110cm
- Double interlocked 1.5m hose
- Includes easy fit connections



VCTSDEF Chrome

Ex.VAT £450.83 Inc.VAT £541.00

DYNAMIC COOL TO TOUCH BAR SHOWER WITH DIVERTER



VALVE:

Thermostatic

OPERATION:

Separate flow and temperature controls

INLET CONNECTIONS:

15mm Compression

WORKING PRESSURE:

1.5 - 5.0 bar

- Valve is safe and cool to touch making it ideal for families
- 38°C temperature hot stop with override facility
- Integral diverter to fixed head and handset
- Double interlocked 1.5m hose
- Includes easy fit connections

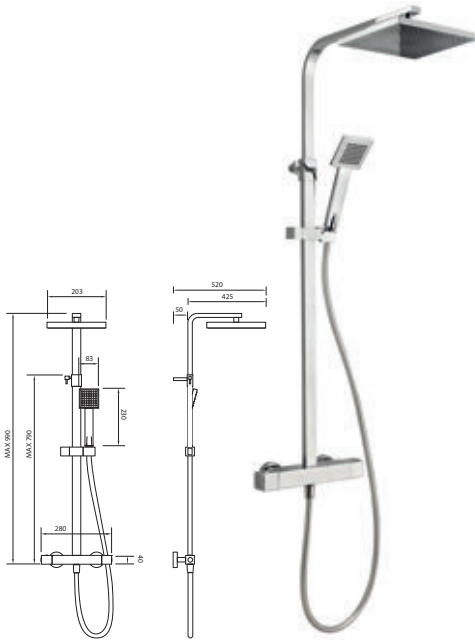


DCTSDEF Chrome

Ex.VAT £391.51 Inc.VAT £469.81



SAVVI COOL TO TOUCH BAR SHOWER WITH DIVERTER



VALVE:
Thermostatic
OPERATION:
Separate flow and temperature controls
INLET CONNECTIONS:
15mm Compression
WORKING PRESSURE:
1.5 - 5.0 bar

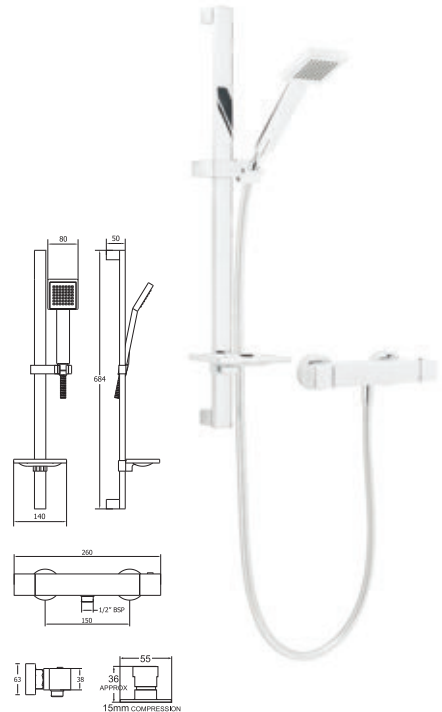
- Valve is safe and cool to touch making it ideal for families
- 38°C temperature hot stop with override facility
- Integral diverter to fixed head and handset
- Riser height can be adjusted to suit your bathroom
- Smooth easy clean 1.5m hose
- Includes easy fit connections



SCTSDEF Chrome

Ex.VAT £433.92 Inc.VAT £520.70

SAVVI BAR SHOWER WITH SINGLE MODE KIT



VALVE:
Thermostatic
OPERATION:
Separate flow and temperature controls
INLET CONNECTIONS:
15mm Compression
WORKING PRESSURE:
0.3 - 5.0 bar

- 38°C temperature hot stop with override facility
- Smooth easy clean 1.5m hose
- Includes easy fit connections



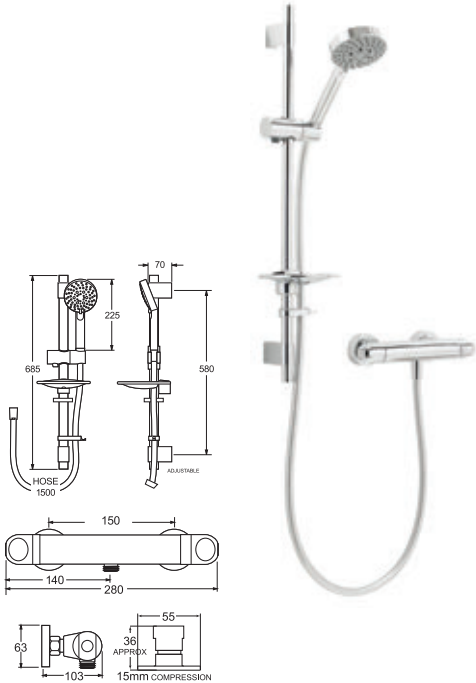
SAVBSEF Chrome

Ex.VAT £317.58 Inc.VAT £381.09

DEVA SHOWERS

THERMOSTATIC BAR SHOWERS

RESPONSE BAR SHOWER WITH MULTI MODE KIT



VALVE:
Thermostatic

OPERATION:
Separate flow and temperature controls

INLET CONNECTIONS:
15mm Compression


WORKING PRESSURE:
0.3 - 5.0 bar

- 38°C temperature hot stop
- Includes easy fit connections
- Riser rail features adjustable brackets - ideal for retrofit
- Smooth easy clean 1.5m hose



RESBMEF Chrome Ex.VAT £249.47 Inc.VAT £299.37

VISION BAR SHOWER WITH MULTI MODE KIT



VALVE:
Thermostatic

OPERATION:
Separate flow and temperature controls

INLET CONNECTIONS:
15mm Compression

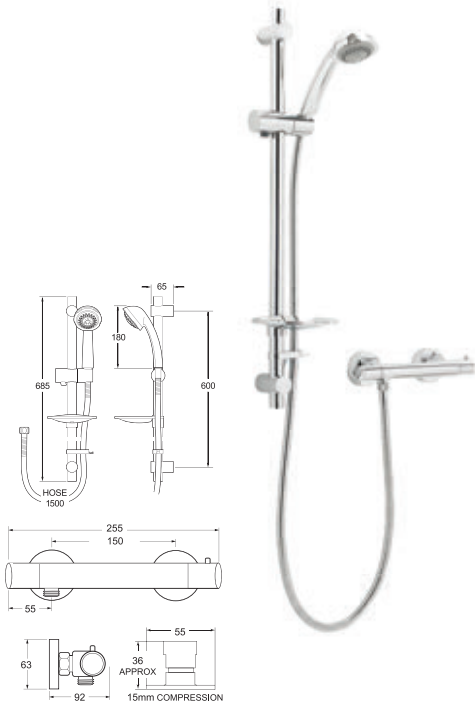
WORKING PRESSURE:
0.5 - 5.0 bar

- 38°C temperature hot stop with override facility
- Includes easy fit connections
- Double interlocked 1.5m hose
- Riser rail features adjustable brackets - ideal for retrofit



VSNBMEF Chrome Ex.VAT £211.48 Inc.VAT £253.77

COMBI BAR SHOWER WITH MULTI MODE KIT



VALVE:
Thermostatic
OPERATION:
Separate flow and temperature controls
INLET CONNECTIONS:
15mm Compression
WORKING PRESSURE:
0.5 - 5.0 bar

- 38°C temperature hot stop with override facility
- Includes easy fit connections
- Double interlocked 1.5m hose
- Riser rail features adjustable brackets - ideal for retrofit



COMBMEF Chrome

Ex.VAT £204.30 Inc.VAT £245.17

COMBI BAR SHOWER WITH SINGLE MODE KIT



VALVE:
Thermostatic
OPERATION:
Separate flow and temperature controls
INLET CONNECTIONS:
½" BSP
WORKING PRESSURE:
0.5 - 5.0 bar

- 38°C temperature hot stop with override facility
- Double interlocked 1.5m hose
- Riser rail features adjustable brackets - ideal for retrofit



COMBS Chrome

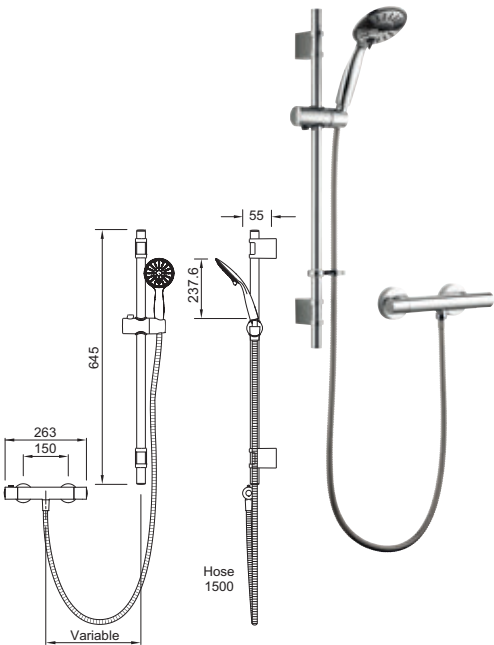
Ex.VAT £135.43 Inc.VAT £162.51

DEVA SHOWERS

THERMOSTATIC BAR SHOWERS

DEVA SHOWERS

KESTREL MK2 COOL TO TOUCH BAR SHOWER WITH MULTI MODE KIT



VALVE:
Thermostatic

OPERATION:
Separate flow and temperature controls

INLET CONNECTIONS:
½" BSP

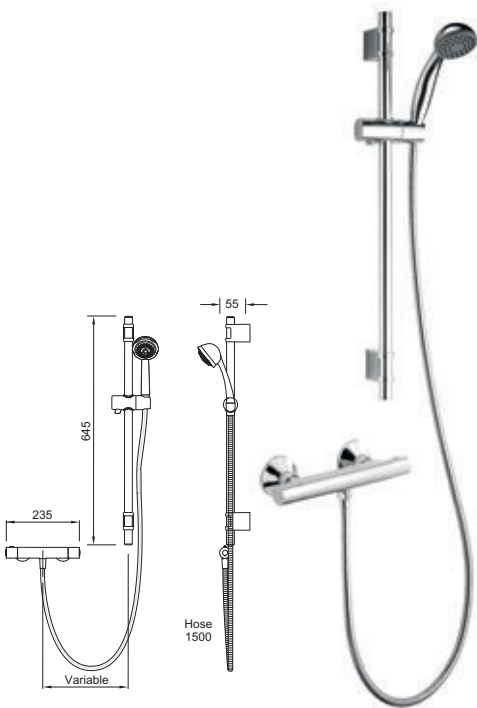
WORKING PRESSURE:
0.5 - 5.0 bar

- Valve is safe and cool to touch making it ideal for families
- 38°C temperature hot stop with override facility
- Includes easy fit connections
- Riser rail features adjustable brackets - ideal for retrofit
- Double interlocked 1.5m hose



KESBS Chrome
Ex.VAT £146.07 Inc.VAT £175.28

VISTA COOL TO TOUCH BAR SHOWER WITH SINGLE MODE KIT



VALVE:
Thermostatic

OPERATION:
Separate flow and temperature controls

INLET CONNECTIONS:
½" BSP

WORKING PRESSURE:
0.5 - 5.0 bar

- Valve is safe and cool to touch making it ideal for families
- 38°C temperature hot stop with override facility
- Riser rail features adjustable brackets - ideal for retrofit
- Double interlocked 1.5m hose

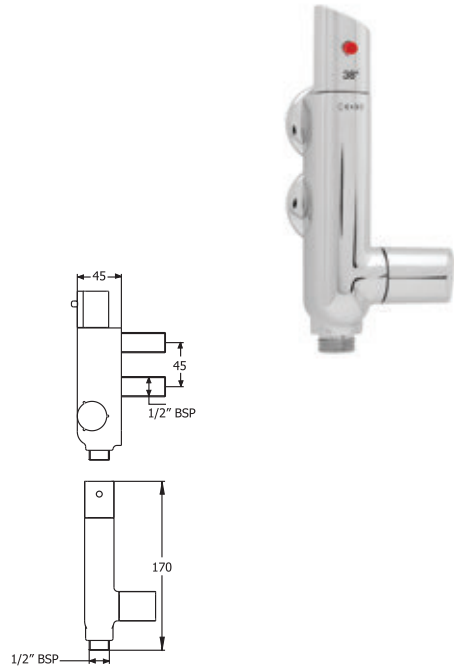


VISBS Chrome
Ex.VAT £101.66 Inc.VAT £122.00



VISTA BAR SHOWER

VERTICAL L SHAPED BAR SHOWER VALVE



VALVE:
Thermostatic

OPERATION:
Separate flow and temperature controls

INLET CONNECTIONS:
1/2" BSP

WORKING PRESSURE:
1.0 - 5.0 bar

- 38°C temperature hot stop with override facility
- Ideal for caravans and where space is limited



VVERT01 Chrome

Ex.VAT £128.63 Inc.VAT £154.36

DEVA SHOWERS

CONCENTRIC SHOWERS

DEVA SHOWERS

VISION CONCEALED CONCENTRIC SHOWER WITH MULTI MODE KIT



VALVE:

Thermostatic

OPERATION:

Separate flow and temperature controls

INLET CONNECTIONS:

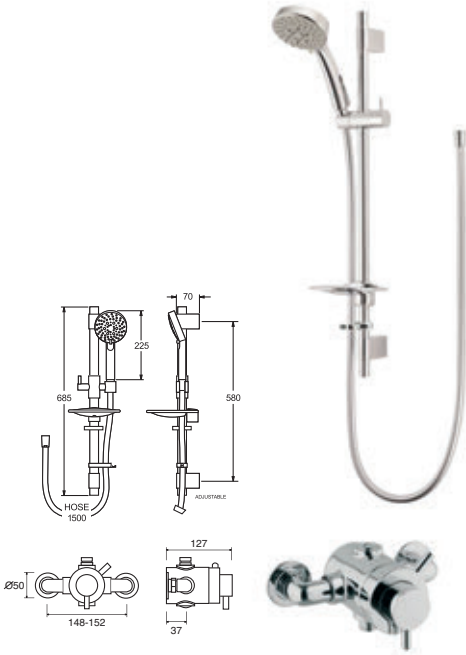
15mm Compression

WORKING PRESSURE:

0.1 - 5.0 bar

- Easy to use lever handle
- Adjustable centres
- Riser rail features adjustable brackets - ideal for retrofit
- Smooth easy clean 1.5m hose

VISION EXPOSED CONCENTRIC SHOWER WITH MULTI MODE KIT



VALVE:

Thermostatic

OPERATION:

Separate flow and temperature controls

INLET CONNECTIONS:

15mm Compression

WORKING PRESSURE:

0.1 - 5.0 bar

- Easy to use lever handle
- Adjustable centres
- Riser rail features adjustable brackets - ideal for retrofit
- Smooth easy clean 1.5m hose



VSNCC01 Chrome

Ex.VAT £603.70 Inc.VAT £724.44

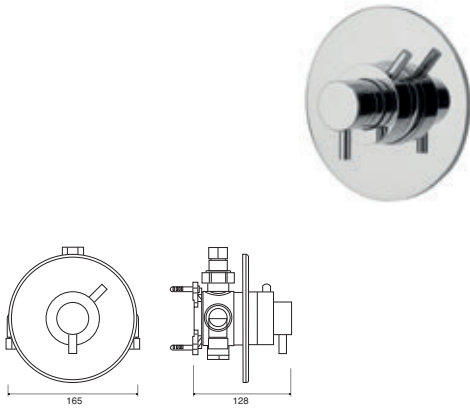


VSNCE02 Chrome

Ex.VAT £592.62 Inc.VAT £711.14



VISION CONCEALED CONCENTRIC SHOWER



VALVE:
Thermostatic
OPERATION:
Separate flow and
temperature controls
INLET CONNECTIONS:
15mm Compression
WORKING PRESSURE:
0.1 - 5.0 bar

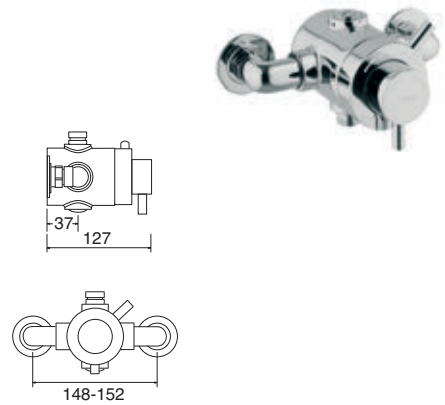
- Easy to use lever handle
- Adjustable centres
- Co-ordinate with shower accessories see pages 89-97



VSNCONC Chrome

Ex.VAT £487.39 Inc.VAT £584.87

VISION EXPOSED CONCENTRIC SHOWER



VALVE:
Thermostatic
OPERATION:
Separate flow and
temperature controls
INLET CONNECTIONS:
15mm Compression
WORKING PRESSURE:
0.1 - 5.0 bar

- Easy to use lever handle
- Adjustable centres
- Co-ordinate with shower accessories see pages 89-97
- Can be fitted with an adjustable or rigid riser



VSNCONEX Chrome

Ex.VAT £476.31 Inc.VAT £571.57

DEVA SHOWERS

CONCENTRIC SHOWERS

DEVA SHOWERS

GEORGIAN CONCEALED CONCENTRIC SHOWER WITH SINGLE MODE KIT



- VALVE:**
Thermostatic

OPERATION:
Separate flow and temperature controls

INLET CONNECTIONS:
15mm Compression

WORKING PRESSURE:
0.1 - 5.0 bar
- Cross handle for temperature control and white lever for on/off
 - Double interlocked 1.5m hose



GEOCC01 Chrome

Ex.VAT **£694.93** Inc.VAT **£833.91**

GEORGIAN EXPOSED CONCENTRIC SHOWER WITH SINGLE MODE KIT



- VALVE:**
Thermostatic

OPERATION:
Separate flow and temperature controls

INLET CONNECTIONS:
15mm Compression

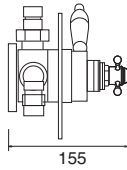
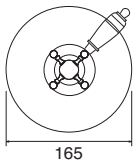
WORKING PRESSURE:
0.1 - 5.0 bar
- Cross handle for temperature control and white lever for on/off
 - Double interlocked 1.5m hose



GEOCE02 Chrome

Ex.VAT **£674.03** Inc.VAT **£808.83**

GEORGIAN CONCEALED CONCENTRIC SHOWER



VALVE:

Thermostatic

OPERATION:

Separate flow and temperature controls

INLET CONNECTIONS:

15mm Compression

WORKING PRESSURE:

0.1 - 5.0 bar

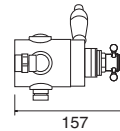
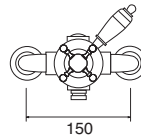
- Cross handle for temperature control and white lever for on/off
- Co-ordinate with shower accessories see pages 89-97



GEOCONC Chrome

Ex.VAT £579.98 Inc.VAT £695.97

GEORGIAN EXPOSED CONCENTRIC SHOWER



VALVE:

Thermostatic

OPERATION:

Separate flow and temperature controls

INLET CONNECTIONS:

15mm Compression

WORKING PRESSURE:

0.1 - 5.0 bar

- Cross handle for temperature control and white lever for on/off
- Co-ordinate with shower accessories see pages 89-97
- Can be fitted with an adjustable or rigid riser



GEOCONEX Chrome

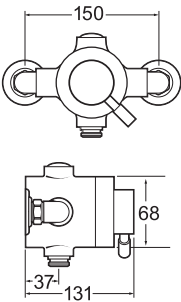
Ex.VAT £559.08 Inc.VAT £670.89

DEVA SHOWERS

SEQUENTIAL SHOWERS

DEVA SHOWERS

VISION EXPOSED SEQUENTIAL SHOWER VALVE



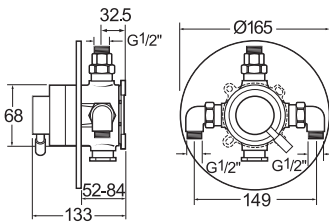
VALVE:
Thermostatic
OPERATION:
Single control for flow and temperature
INLET CONNECTIONS:
15mm Compression
WORKING PRESSURE:
0.1 - 5.0 bar

- Longer lever for ease of use
- Single control operates both on/off and temperature control
- Adjustable centres
- Co-ordinate with shower accessories see pages 89-97



VSNVSEQT01 Chrome Ex.VAT £388.72 Inc.VAT £466.47

VISION CONCEALED SEQUENTIAL SHOWER VALVE



VALVE:
Thermostatic
OPERATION:
Single control for flow and temperature
INLET CONNECTIONS:
15mm Compression
WORKING PRESSURE:
0.1 - 5.0 bar

- Longer lever for ease of use
- Single control operates both on/off and temperature control
- ABS concealing plate
- Adjustable centres
- Co-ordinate with shower accessories see pages 89-97



VSNVSEQT02 Chrome Ex.VAT £388.72 Inc.VAT £466.47

LACE MANUAL SHOWER VALVE
WITH SINGLE MODE KIT



VALVE:
Manual

OPERATION:
Single lever flow and
temperature control

INLET CONNECTIONS:
15mm Compression

WORKING PRESSURE:
0.1 - 5.0 bar

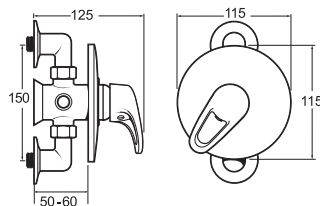
- Ceramic cartridge for longer operation life
- Exposed and concealed valve options in one box
- Tilt and turn temperature and flow control
- Double interlocked 1.5m hose
- Includes wall union for concealed installations



Unified Water Label  8.1 l/min

LACCMANM02 Chrome Ex.VAT £193.62 Inc.VAT £232.35

LACE MANUAL SHOWER VALVE



VALVE:
Manual

OPERATION:
Single lever flow and
temperature control

INLET CONNECTIONS:
15mm Compression

WORKING PRESSURE:
0.1 - 5.0 bar

- Ceramic cartridge for longer operation life
- Exposed and concealed valve options in one box
- Tilt and turn temperature and flow control



LACVMANM03 Chrome Ex.VAT £139.35 Inc.VAT £167.22

LACVMANM03/G Gold Ex.VAT £168.69 Inc.VAT £202.44



WATER SAVING SHOWER FLOW REGULATORS

Our flow regulators are cheap and easy to fit and will save you money on your water and heating bills year after year.



SEAL FLOW REGULATOR

Features

- Replaces the standard seal in hoses and flexi-tails to reduce water consumption
- Regulates flow constantly to the L/min shown
- Regulates at 1.0 bar+

Code	Description	Ex.VAT	Inc.VAT
HSR 2	Flow regulator for shower hose – 2 lpm	£3.53	£4.24
HSR 3	Flow regulator for shower hose – 3 lpm	£3.53	£4.24
HSR 4	Flow regulator for shower hose – 4 lpm	£3.53	£4.24
HSR 6	Flow regulator for shower hose – 6 lpm	£3.53	£4.24
HSR 8	Flow regulator for shower hose – 8 lpm	£3.53	£4.24
HSR 9	Flow regulator for shower hose – 9 lpm	£3.53	£4.24

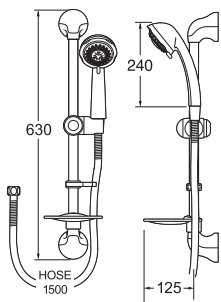
Features

- Fits AVSH001 shower head to reduce water consumption
- Regulates flow to a constant 9L/min

Code	Description	Ex.VAT	Inc.VAT
FRAV 9	Flow regulator to fit a shower head – 9 lpm - Branded Pack	£3.53	£4.24



5 MODE SHOWER KIT



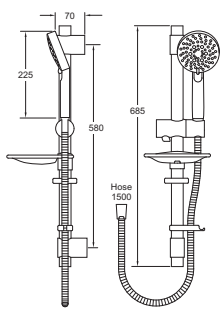
WORKING PRESSURE:
0.5 - 5.0 bar

- 5 individual spray patterns
- Double interlocked 1.5m hose



KITM03 Chrome Ex.VAT £67.14 Inc.VAT £80.57

3 MODE SHOWER KIT



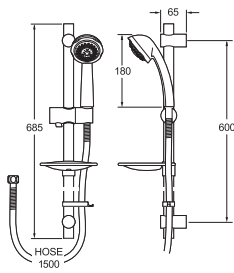
WORKING PRESSURE:
0.1 - 5.0 bar

- 3 individual spray patterns
- Riser rail features adjustable brackets - ideal for retrofit
- Easy clean, twist free smooth hose



KMKIT Chrome Ex.VAT £100.11 Inc.VAT £120.13

SUBSTANCE 3 MODE
SIGNATURE KIT



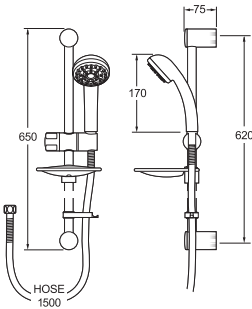
WORKING PRESSURE:
0.3 - 5.0 bar

- 3 individual spray patterns
- Riser rail features adjustable brackets - ideal for retrofit
- Double interlocked 1.5m hose



SIGKITM02 Chrome Ex.VAT £74.92 Inc.VAT £89.90

CORE SINGLE MODE
SIGNATURE SHOWER KIT



WORKING PRESSURE:
0.1 - 5.0 bar

- Double interlocked 1.5 metre hose

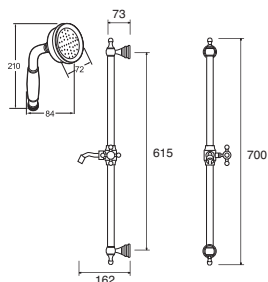


SIGKITS01 Chrome Ex.VAT £45.24 Inc.VAT £54.29

DEVA SHOWERS

SHOWER KITS & HEADS

PERIOD STYLE SHOWER KIT



WORKING PRESSURE:
0.1 - 5.0 bar

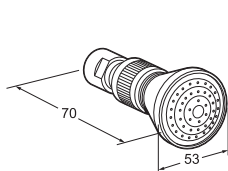
- Double interlocked 1.5 metre hose



KITS11 Chrome

Ex.VAT £149.13 Inc.VAT £178.96

2" (50MM) BRASS SHOWER HEAD WITH SWIVEL JOINT



INLET CONNECTIONS:
½" BSP
WORKING PRESSURE:
0.1 - 5.0 bar

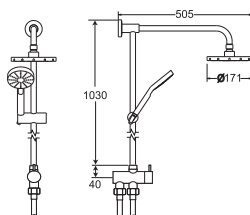
- Adjustable head to angle spray exactly where you want it



HEAH01 Chrome

Ex.VAT £23.31 Inc.VAT £27.97

MINIMALIST RIGID RISER KIT WITH DIVERTER TO FIXED HEAD AND HANDSET



WORKING PRESSURE:
1.0 - 5.0 bar

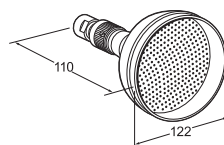
- Double interlocked 1.5 metre hose
- Fixed head with swivel joint
- Easy to clean nozzles
- Built in diverter



KITS09 Chrome

Ex.VAT £267.84 Inc.VAT £321.41

5" (125MM) TRADITIONAL SHOWER HEAD WITH SWIVEL JOINT



INLET CONNECTIONS:
½" BSP
WORKING PRESSURE:
0.1 - 5.0 bar

- Adjustable head to angle spray exactly where you want it



HEAH02 Chrome

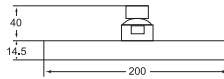
Ex.VAT £58.91 Inc.VAT £70.68

HEAH02/G Gold

Ex.VAT £91.68 Inc.VAT £110.02



KROME 8" (200MM) FIXED HEAD WITH SWIVEL JOINT



INLET CONNECTIONS:
½" BSP
WORKING PRESSURE:
0.1 - 5.0 bar

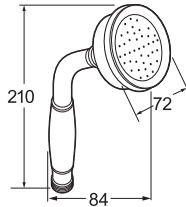
- Adjustable head to angle spray exactly where you want it
- Easy to clean nozzles



HEAH06 Chrome

Ex.VAT £53.00 Inc.VAT £63.60

TRADITIONAL SINGLE MODE HANDSET



WORKING PRESSURE:
0.1 - 5.0 bar

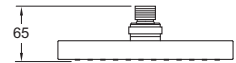

- White handle insert



HANS03 Chrome

Ex.VAT £40.27 Inc.VAT £48.33

8" (200MM) FIXED HEAD WITH SWIVEL JOINT



INLET CONNECTIONS:
½" BSP
WORKING PRESSURE:
0.1 - 5.0 bar

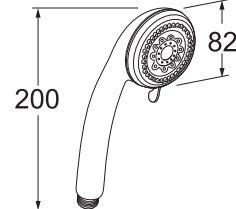
- Adjustable head to angle spray exactly where you want it
- Easy to clean nozzles



HEAH07 Chrome

Ex.VAT £64.77 Inc.VAT £77.73

5 MODE HANDSET



WORKING PRESSURE:
0.5 - 5.0 bar

- 5 individual spray patterns
- Easy to clean nozzles



HANM04 Chrome

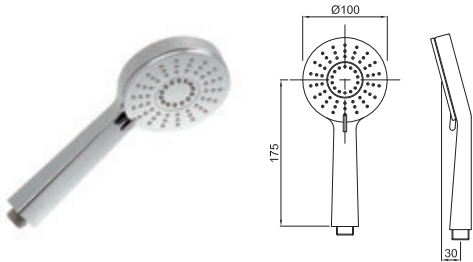
Ex.VAT £30.40 Inc.VAT £36.48

DEVA SHOWERS

SHOWERS RAILS & ACCESSORIES

DEVA SHOWERS

3 MODE HANDSET 100MM



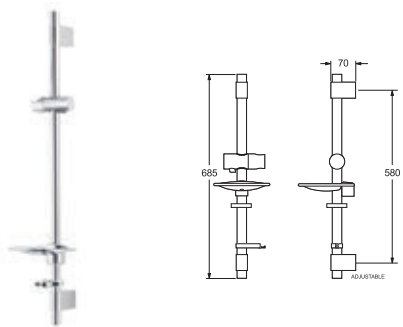
WORKING PRESSURE:
0.3 - 5.0 bar

- 3 individual spray patterns
- Easy to clean nozzles



HANM09 Chrome Ex.VAT **£29.43** Inc.VAT **£35.31**

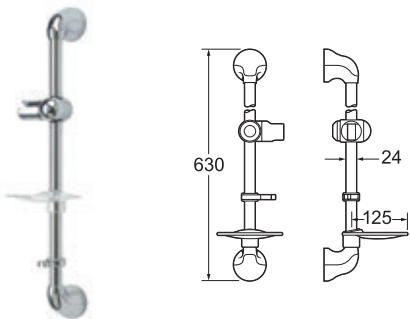
ADJUSTABLE RISER RAIL



- Riser rail features adjustable brackets - ideal for retrofit
- Easy to adjust handset slider

SPE14 Chrome Ex.VAT **£50.45** Inc.VAT **£60.55**

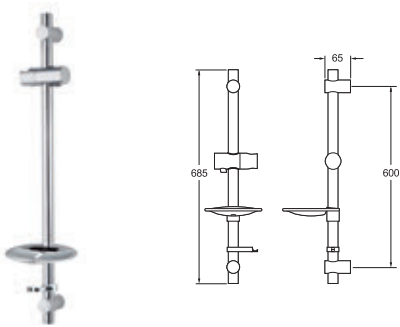
SHOWER RAIL



- Easy to operate slider

SPE12 Chrome Ex.VAT **£40.27** Inc.VAT **£48.33**

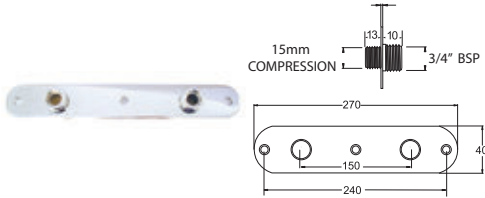
ADJUSTABLE RISER RAIL



- Riser rail features adjustable brackets - ideal for retrofit
- Easy to adjust handset slider

SPE15 Chrome Ex.VAT **£30.27** Inc.VAT **£36.32**

WALL PLATE FOR BAR SHOWERS



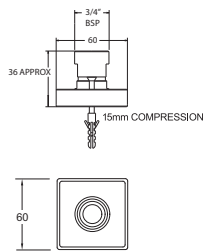
INLET CONNECTIONS: 15mm Compression

- Brass construction
- Wall fixing plate for added stability and ease of installation
- Suitable for most bar shower mixers

SPE10 Chrome

Ex.VAT £45.24 Inc.VAT £54.29

EASY FIX FOR BAR SHOWERS (SQUARE)



INLET CONNECTIONS: 15mm Compression

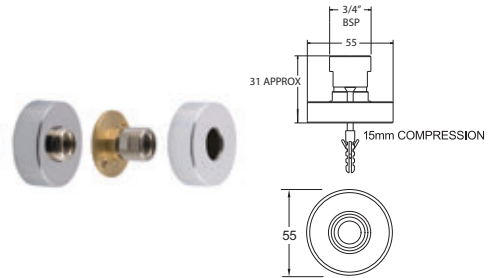
- For added stability and ease of installation
- Sold in pairs
- Trim supplied



SPE11SQ Chrome

Ex.VAT £37.45 Inc.VAT £44.95

EASY FIX FOR BAR SHOWERS



INLET CONNECTIONS: 15mm Compression

- For added stability and ease of installation
- Sold in pairs
- Trim supplied in plastic or metal



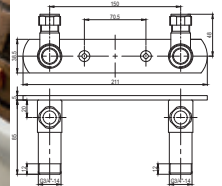

SPE11 Chrome (plastic)

Ex.VAT £37.45 Inc.VAT £44.95

SPE11M Chrome (metal)

Ex.VAT £44.31 Inc.VAT £53.17

SHOWER FIXING BRACKET



INLET CONNECTIONS: 15mm Compression

- For added stability and ease of installation
- Brass construction

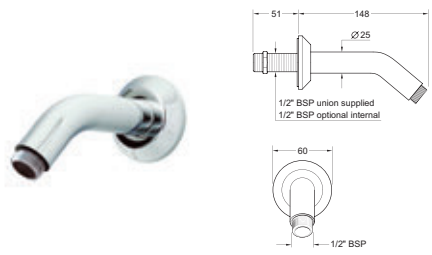
SPE16 Chrome

Ex.VAT £81.98 Inc.VAT £98.38

SUITABLE FOR ALL METHVEN & DEVA BY METHVEN PRODUCTS

DEVA SHOWERS

WALL-MOUNTED SHOWER ARM

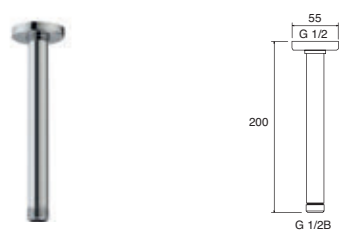


INLET CONNECTIONS:
1/2" BSP

- Brass construction
- Comes complete with 1/2" BSP connection
- Pair with a round or square shower head

SAW148 Chrome Ex.VAT £33.65 Inc.VAT £40.38

CEILING MOUNTED SHOWER ARM 200MM

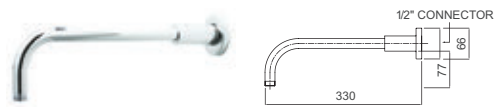


INLET CONNECTIONS:
1/2" BSP

- Brass construction
- Pair with a round or square shower head

ARMC05CP Chrome Ex.VAT £41.80 Inc.VAT £50.16

OVER HEAD WALL SHOWER ARM

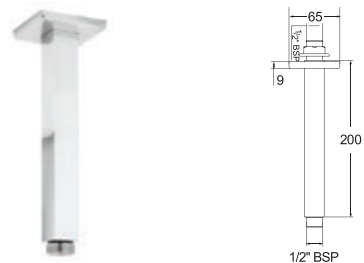


INLET CONNECTIONS:
1/2" BSP

- Brass construction
- Comes complete with 1/2" BSP connection
- Pair with a round or square shower head

SAW320 Chrome Ex.VAT £33.65 Inc.VAT £40.38

SQUARE CEILING SHOWER ARM 200MM

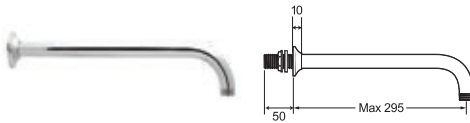


INLET CONNECTIONS:
1/2" BSP

- Brass construction
- Comes complete with 1/2" BSP connection
- Pair with a round or square shower head

ARMC04 Chrome Ex.VAT £52.30 Inc.VAT £62.76

ROUND SHOWER ARM




INLET CONNECTIONS: 1/2" BSP

- Brass construction
- Comes complete with 1/2" BSP connection
- Pair with a round or square shower head

ARMW02 Chrome

Ex.VAT £31.79 Inc.VAT £38.14

WALL UNION ROUND



INLET CONNECTIONS: 1/2" BSP

- Brass construction
- 40mm thread length

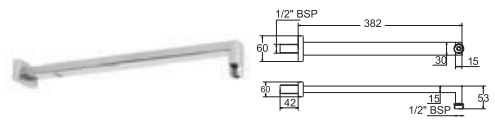
SPE01 Chrome

Ex.VAT £23.56 Inc.VAT £28.28

SPE01/G Gold

Ex.VAT £41.52 Inc.VAT £49.83

SQUARE SHOWER ARM



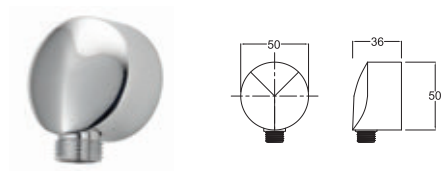
INLET CONNECTIONS: 1/2" BSP

- Brass construction
- Comes complete with 1/2" BSP connection
- Pair with a round or square shower head

ARMW05 Chrome

Ex.VAT £60.08 Inc.VAT £72.09

WALL UNION SQUARE



INLET CONNECTIONS: 1/2" BSP

- Brass construction
- Comes complete with 1/2" BSP connection

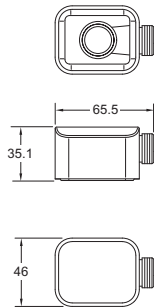
SPE03 Chrome

Ex.VAT £25.90 Inc.VAT £31.08

SUITABLE FOR ALL METHVEN & DEVA BY METHVEN PRODUCTS

DEVA SHOWERS

SQUARE WALL UNION



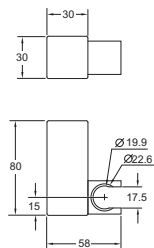
INLET CONNECTIONS:
½" BSP

- Brass construction
- Comes complete with ½" BSP connection

METHSQELB Chrome

Ex.VAT £61.69 Inc.VAT £74.03

SQUARE PARKING BRACKET

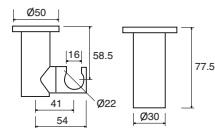


- Brass construction

SPB Chrome

Ex.VAT £56.10 Inc.VAT £67.32

ROUND PARKING BRACKET

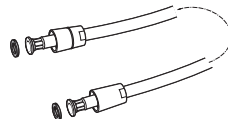


- Brass construction

RPB Chrome

Ex.VAT £56.10 Inc.VAT £67.32

SMOOTH SHOWER HOSE 1.5M



INLET CONNECTIONS:
½" BSP

- Smooth easy clean 1.5m hose




HOS1.5PVS07 Chrome

Ex.VAT £30.40 Inc.VAT £36.48



STANDARD BORE HOSES



INLET CONNECTIONS:
½" BSP
WORKING PRESSURE:
0.1 - 5.0 bar

HOS1.5CPS01 Chrome (1.5m)	Ex.VAT £14.14 Inc.VAT £16.97
HOS1.5CPS01/G Gold (1.5m)	Ex.VAT £42.80 Inc.VAT £51.36
HOS2.0CPS03 Chrome (2m)	Ex.VAT £26.87 Inc.VAT £32.24

DEVA TAPS
CHOOSE YOUR STYLE



SPARKLE MK2
PAGE 100



SAVVI MK2
PAGE 102



SWOOP MK2
PAGE 104



VISION
PAGE 106



ELAN
PAGE 108



ZONOS
PAGE 110



INSIGNIA
PAGE 112



MOTIF
PAGE 114



ETHOS
PAGE 116



CORONATION
PAGE 124



TUDOR
PAGE 126



MILAN
PAGE 128



LACE
PAGE 118



ADORE
PAGE 120



GEORGIAN
PAGE 122



LEVER
PAGE 130



CROSS HANDLE
PAGE 132

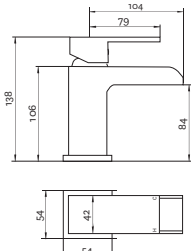


PROFILE
PAGE 134

DEVA BATHROOM TAPS

SPARKLE MK2

SPARKLE MK2 MONO BASIN MIXER



INLET CONNECTIONS:
1/2" BSP
WORKING PRESSURE:
0.3 - 5.0 bar


- Ceramic cartridge for smooth operation
- Tilt and turn temperature and flow control
- Comes complete with press top waste



SPA2113 Chrome

Ex.VAT **£152.07** Inc.VAT **£182.48**

SPARKLE MK2 TALL MONO BASIN MIXER



INLET CONNECTIONS:
1/2" BSP
WORKING PRESSURE:
0.3 - 5.0 bar

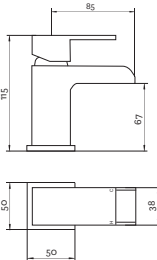
- Ceramic cartridge for smooth operation
- Tilt and turn temperature and flow control



SPA2113/EX Chrome

Ex.VAT **£172.80** Inc.VAT **£207.36**

SPARKLE MK2 MINI MONO BASIN MIXER



INLET CONNECTIONS:
1/2" BSP
WORKING PRESSURE:
0.3 - 5.0 bar

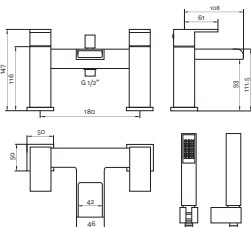
- Ceramic cartridge for smooth operation
- Tilt and turn temperature and flow control



SPA2313 Chrome

Ex.VAT **£117.50** Inc.VAT **£141.00**

SPARKLE MK2 DECK MOUNTED BATH SHOWER MIXER



INLET CONNECTIONS:
3/4" BSP
WORKING PRESSURE:
0.5 - 5.0 bar

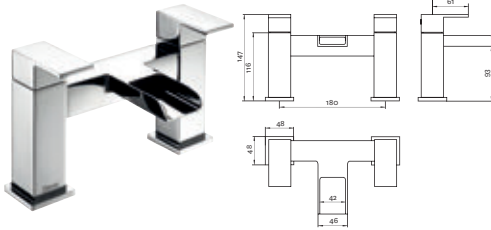
- Ceramic disc handles ensure a smooth operation
- Comes complete with single mode shower kit and wall bracket



SPA2106 Chrome

Ex.VAT **£276.49** Inc.VAT **£331.79**

SPARKLE MK2 DECK MOUNTED BATH FILLER



INLET CONNECTIONS:
¾" BSP

WORKING PRESSURE:
0.5 - 5.0 bar

- Ceramic disc handles ensure a smooth operation



SPA2108 Chrome

Ex. VAT £221.18 Inc. VAT £265.42



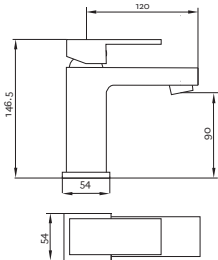
Sparkle MK2

**SPARKLE MK2
RANGE SUPPLIED
IN FULL COLOUR
PACKAGING**

DEVA BATHROOM TAPS

SAVVI MK2

SAVVI MK2 MONO BASIN MIXER



INLET CONNECTIONS:
1/2" BSP
WORKING PRESSURE:
0.3 - 5.0 bar

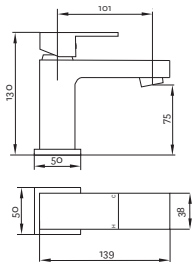
- Ceramic cartridge for smooth operation
- Tilt and turn temperature and flow control
- Comes complete with press top waste



SAVV2113 Chrome

Ex.VAT **£126.72** Inc.VAT **£152.06**

SAVVI MK2 MINI MONO BASIN MIXER



INLET CONNECTIONS:
1/2" BSP
WORKING PRESSURE:
0.3 - 5.0 bar

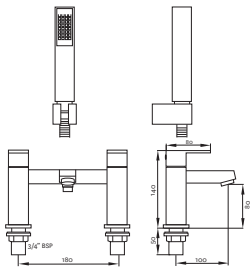
- Ceramic cartridge for smooth operation
- Tilt and turn temperature and flow control



SAVV2313 Chrome

Ex.VAT **£97.92** Inc.VAT **£117.50**

SAVVI MK2 DECK MOUNTED BATH SHOWER MIXER



INLET CONNECTIONS:
3/4" BSP
WORKING PRESSURE:
0.5 - 5.0 bar

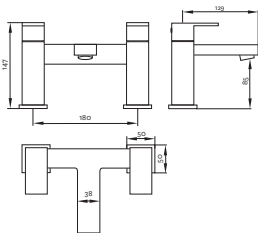
- Comes complete with single mode shower kit and wall bracket
- Ceramic disc handles ensure a smooth operation



SAVV2106 Chrome

Ex.VAT **£230.40** Inc.VAT **£276.49**

SAVVI MK2 DECK MOUNTED BATH FILLER



INLET CONNECTIONS:
3/4" BSP
WORKING PRESSURE:
0.5 - 5.0 bar

- Ceramic disc handles ensure a smooth operation



SAVV2108 Chrome

Ex.VAT **£184.32** Inc.VAT **£221.18**



WATER SAVING TAP FLOW REGULATORS

Our flow regulators are cheap and easy to fit and will save you money on your water and heating bills year after year.



FOR MONO BASIN AND MONO SINK MIXERS

Features

- Reduces flow to the L/min shown
- Sold in singles
- Replaces standard anti-splash in mono basin, kitchen mixers and basin pillar taps
- Regulates flow constantly
- Regulates at 1.0 bar+

Code	Description	Ex.VAT	Inc.VAT
FR101-3	Flow Regulator for Basin Pillar Taps - 3 L/min	£5.66	£6.79
FR101-4	Flow Regulator for Basin Pillar Taps - 4 L/min	£5.66	£6.79
FR101-6	Flow Regulator for Basin Pillar Taps - 6 L/min	£5.66	£6.79
FR113-4	Flow Regulator for Mono Basin and Sink Mixers - 4 L/min	£5.66	£6.79
FR1135	Flow Regulator for Mono Basin and Sink Mixers - 5 L/min	£5.66	£6.79

FLOW REGULATOR

Features

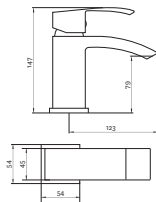
- Outlet regulator at 1.0 bar+
- Fits shower and bath shower mixers showing
- Sold in singles
- Regulates flow constantly to the L/min shown

Code	Description	Ex.VAT	Inc.VAT
FR106-12	Flow Regulator for Bath Shower Mixers above 1.0 Bar	£9.19	£11.02
FR106-7	Flow Regulator for Bath Shower Mixers above 1.0 Bar	£9.19	£11.02

DEVA BATHROOM TAPS

SWOOP MK2

SWOOP MK2 MONO BASIN MIXER



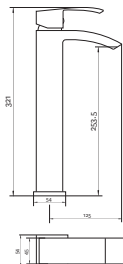
INLET CONNECTIONS:
1/2" BSP
WORKING PRESSURE:
0.3 - 5.0 bar

- Ceramic cartridge for smooth operation
- Tilt and turn temperature and flow control
- Comes complete with press top waste



SWO2113 Chrome Ex.VAT **£126.72** Inc.VAT **£152.06**

SWOOP MK2 TALL MONO BASIN MIXER



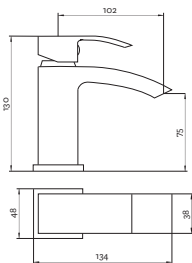
INLET CONNECTIONS:
1/2" BSP
WORKING PRESSURE:
0.3 - 5.0 bar

- Ceramic cartridge for smooth operation
- Tilt and turn temperature and flow control



SWO2113/EX Chrome Ex.VAT **£144.00** Inc.VAT **£172.80**

SWOOP MK2 MINI MONO BASIN MIXER



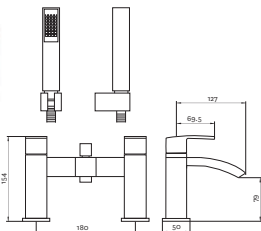
INLET CONNECTIONS:
1/2" BSP
WORKING PRESSURE:
0.3 - 5.0 bar

- Ceramic cartridge for smooth operation
- Tilt and turn temperature and flow control



SWO2313 Chrome Ex.VAT **£97.92** Inc.VAT **£117.50**

SWOOP MK2 DECK MOUNTED BATH SHOWER MIXER



INLET CONNECTIONS:
3/4" BSP
WORKING PRESSURE:
0.5 - 5.0 bar

- Ceramic disc handles ensure a smooth operation
- Comes complete with single mode shower kit and wall bracket



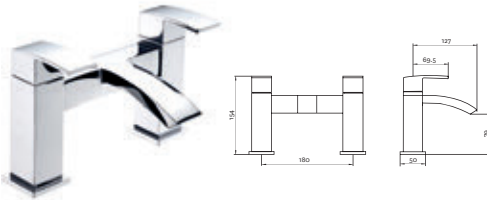
SWO2106 Chrome Ex.VAT **£230.40** Inc.VAT **£276.49**

SWOOP MK2 DECK MOUNTED BATH FILLER

INLET CONNECTIONS:
¾" BSP

WORKING PRESSURE:
0.5 - 5.0 bar

- Ceramic disc handles ensure a smooth operation



SWO2108 Chrome

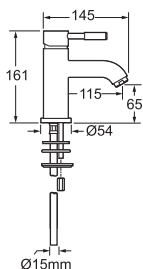
Ex. VAT £184.32 Inc. VAT £221.18



Swoop

**SWOOP RANGE
SUPPLIED IN
FULL COLOUR
PACKAGING**

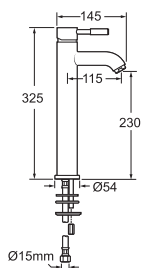
DEVA BATHROOM TAPS



- Ceramic cartridge for smooth operation
- Tilt and turn temperature and flow control
- Comes complete with press top waste
- Compatible with Waterblade - innovative technology which uses just 2.5 l/min



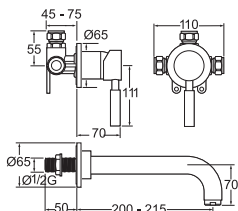
Ex.VAT £185.87 Inc.VAT £223.04



- Ceramic cartridge for smooth operation
- Tilt and turn temperature and flow control



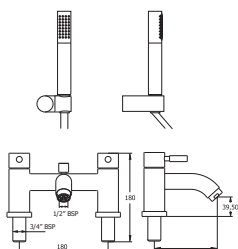
Ex.VAT £281.97 Inc.VAT £338.37



- Ceramic cartridge for smooth operation
- Tilt and turn temperature and flow control



Ex.VAT £215.55 Inc.VAT £258.66

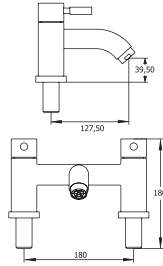


- Ceramic disc handles ensure a smooth operation
- Comes complete with single mode shower kit and wall bracket



Ex.VAT £281.97 Inc.VAT £338.37

VISION DECK MOUNTED BATH FILLER



INLET CONNECTIONS:
3/4" BSP

WORKING PRESSURE:
0.3 - 5.0 bar

- Ceramic disc handles ensure a smooth operation





VSN208 Chrome

Ex. VAT £222.63 Inc. VAT £267.15

DESKTOP MOBILE TABLET

Deva by METHVEN



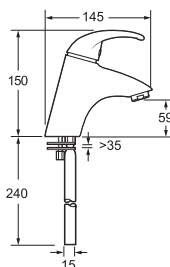
DEVA BATHROOM TAPS

www.deva-uk.com

DEVA BATHROOM TAPS

ELAN

ELAN MONO BASIN MIXER



INLET CONNECTIONS:
15mm Copper

WORKING PRESSURE:
0.3 - 5.0 bar

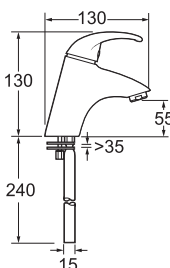
- Ceramic cartridge for smooth operation
- Tilt and turn temperature and flow control
- Comes complete with press top waste
- Compatible with Waterblade - innovative technology which uses just 2.5 l/min



ELAN113 Chrome

Ex.VAT **£126.50** Inc.VAT **£151.80**

ELAN MINI MONO BASIN MIXER



INLET CONNECTIONS:
15mm Copper

WORKING PRESSURE:
0.3 - 5.0 bar

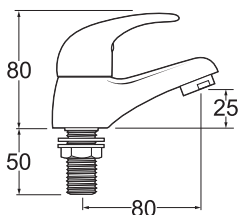
- Ceramic cartridge for smooth operation
- Tilt and turn temperature and flow control
- Compatible with Waterblade - innovative technology which uses just 2.5 l/min



ELAN313 Chrome

Ex.VAT **£105.32** Inc.VAT **£126.38**

ELAN BASIN TAPS



INLET CONNECTIONS:
½" BSP

WORKING PRESSURE:
0.2 - 5.0 bar

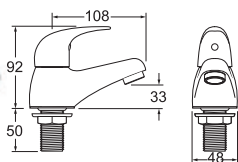
- Ceramic disc handles ensure a smooth operation
- Compatible with Waterblade - innovative technology which uses just 2 l/min



ELAN101 Chrome

Ex.VAT **£89.04** Inc.VAT **£106.85**

ELAN BATH TAPS



INLET CONNECTIONS:
¾" BSP

WORKING PRESSURE:
0.3 - 5.0 bar

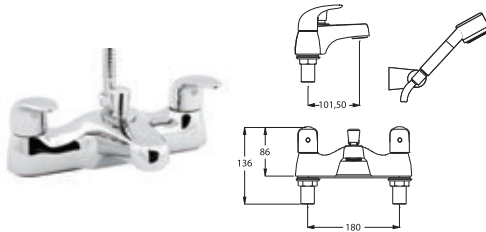
- Ceramic disc handles ensure a smooth operation
- Optimised for bath filling
- Compatible with Waterblade - innovative technology which uses just 2.5 l/min



ELAN102 Chrome

Ex.VAT **£103.90** Inc.VAT **£124.69**

ELAN DECK MOUNTED BATH SHOWER MIXER



INLET CONNECTIONS:
¾" BSP

WORKING PRESSURE:
0.5 - 5.0 bar

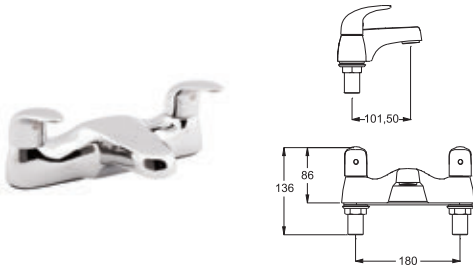
- Ceramic disc handles ensure a smooth operation
- Comes complete with single mode shower kit and wall bracket



ELAN106/DM Chrome

Ex.VAT £176.70 Inc.VAT £212.04

ELAN DECK MOUNTED BATH FILLER



INLET CONNECTIONS:
¾" BSP

WORKING PRESSURE:
0.3 - 5.0 bar

- Ceramic disc handles ensure a smooth operation




ELAN108 Chrome

Ex.VAT £141.36 Inc.VAT £169.62



 **Waterblade**
Bamford's

Luxury Handwashing Half the Water

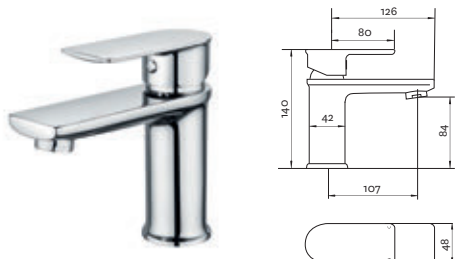
- Innovative technology that uses just 2.5l/min of water
- Save water and money!
- Developers – it helps you comply with Part G
- Exceptional performance, giving 'Blade' at all mains supply pressures
- Look out for the compatible icon 

www.bamfordswaterblade.com

DEVA BATHROOM TAPS

ZONOS

ZONOS MONO BASIN MIXER



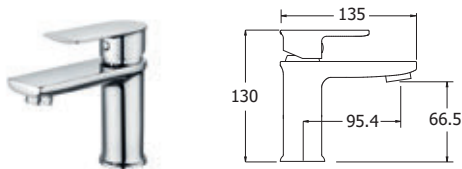
INLET CONNECTIONS:
1/2" BSP
WORKING PRESSURE:
0.3 - 5.0 bar

- Ceramic cartridge for smooth operation
- Comes with press top waste
- Compatible with Waterblade - innovative technology which uses just 2.5 l/min



ZON113 Chrome Ex.VAT **£115.20** Inc.VAT **£138.24**

ZONOS MINI MONO BASIN MIXER



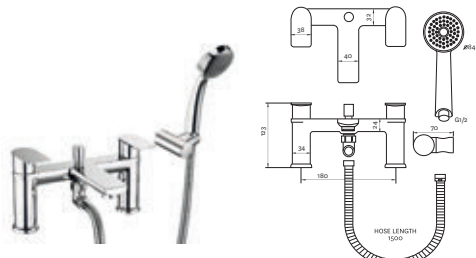
INLET CONNECTIONS:
1/2" BSP
WORKING PRESSURE:
0.3 - 5.0 bar

- Ceramic cartridge for smooth operation



ZON313 Chrome Ex.VAT **£86.40** Inc.VAT **£103.68**

ZONOS DECK MOUNTED BATH SHOWER MIXER



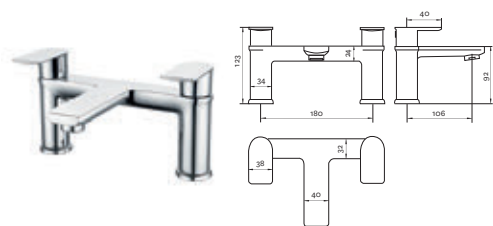
INLET CONNECTIONS:
3/4" BSP
WORKING PRESSURE:
0.5 - 5.0 bar

- Ceramic disc handles ensure a smooth operation
- Comes complete with single mode shower kit and wall bracket



ZON106 Chrome Ex.VAT **£201.60** Inc.VAT **£241.92**

ZONOS DECK MOUNTED BATH FILLER



INLET CONNECTIONS:
3/4" BSP
WORKING PRESSURE:
0.5 - 5.0 bar

- Ceramic disc handles ensure a smooth operation



ZON108 Chrome Ex.VAT **£153.59** Inc.VAT **£184.32**

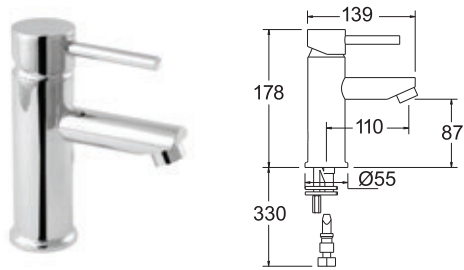


**ZONOS RANGE
SUPPLIED IN
FULL COLOUR
PACKAGING**

DEVA BATHROOM TAPS

INSIGNIA

INSIGNIA MONO BASIN MIXER



INLET CONNECTIONS:
½" BSP
WORKING PRESSURE:
0.2 - 5.0 bar

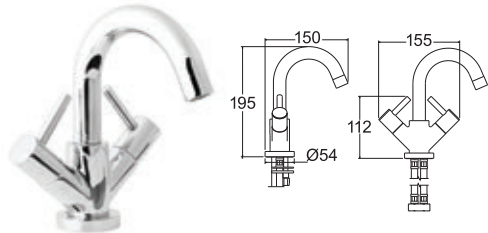
- Ceramic cartridge for smooth operation
- Tilt and turn temperature and flow control
- Comes complete with press top waste
- Compatible with Waterblade - innovative technology which uses just 2.5 l/min



INS113 Chrome

Ex.VAT **£118.72** Inc.VAT **£142.46**

INSIGNIA MONO BASIN MIXER



INLET CONNECTIONS:
½" BSP
WORKING PRESSURE:
0.2 - 5.0 bar

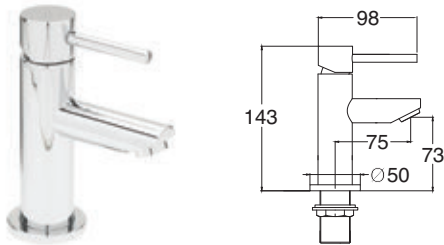
- Ceramic disc handles ensure a smooth operation
- Comes complete with press top waste
- Swivel spout



INS120 Chrome

Ex.VAT **£118.72** Inc.VAT **£142.46**

INSIGNIA MINI MONO BASIN MIXER



INLET CONNECTIONS:
½" BSP
WORKING PRESSURE:
0.2 - 5.0 bar

- Ceramic cartridge for smooth operation
- Tilt and turn temperature and flow control



INS313 Chrome

Unifed Water Label 10.2 l/min

Ex.VAT **£84.80** Inc.VAT **£101.76**

INSIGNIA BASIN TAPS



INLET CONNECTIONS:
½" BSP
WORKING PRESSURE:
0.2 - 5.0 bar

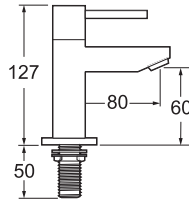
- Ceramic disc handles ensure a smooth operation



INS101 Chrome

Ex.VAT **£89.04** Inc.VAT **£106.85**

INSIGNIA BATH TAPS



INLET CONNECTIONS:
3/4" BSP
WORKING PRESSURE:
0.2 - 5.0 bar

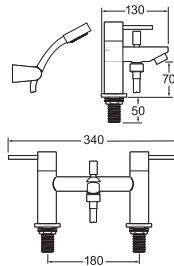
- Ceramic disc handles ensure a smooth operation
- Optimised for bath filling



INS102 Chrome

Ex.VAT £103.90 Inc.VAT £124.69

INSIGNIA DECK MOUNTED BATH SHOWER MIXER



INLET CONNECTIONS:
3/4" BSP
WORKING PRESSURE:
0.5 - 5.0 bar

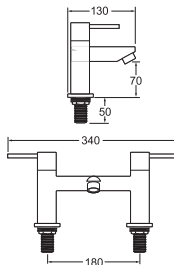
- Ceramic disc handles ensure a smooth operation
- Comes complete with single mode shower kit and wall bracket



INS106 Chrome

Ex.VAT £185.87 Inc.VAT £223.04

INSIGNIA DECK MOUNTED BATH FILLER



INLET CONNECTIONS:
3/4" BSP
WORKING PRESSURE:
0.2 - 5.0 bar

- Ceramic disc handles ensure a smooth operation




INS108 Chrome

Ex.VAT £163.25 Inc.VAT £195.90



 **Waterblade**
Bamford's

**Luxury
Handwashing
Half the Water**

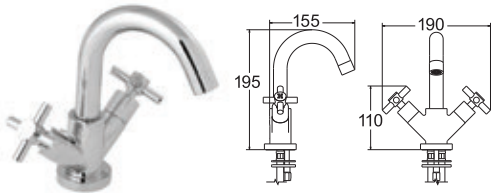
- Innovative technology that uses just 2.5l/min of water
- Save water and money!
- Developers – it helps you comply with Part G
- Exceptional performance, giving 'Blade' at all mains supply pressures
- Look out for the compatible icon 

www.bamfordwaterblade.com

DEVA BATHROOM TAPS

MOTIF

MOTIF MONO BASIN MIXER



INLET CONNECTIONS:
1/2" BSP
WORKING PRESSURE:
0.2 - 5.0 bar

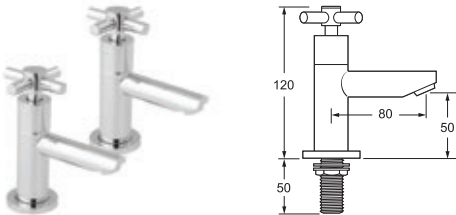
- Ceramic disc handles ensure a smooth operation
- Comes complete with press top waste
- Swivel spout



MOT113 Chrome

Ex.VAT **£118.72** Inc.VAT **£142.46**

MOTIF BASIN TAPS



INLET CONNECTIONS:
1/2" BSP
WORKING PRESSURE:
0.2 - 5.0 bar

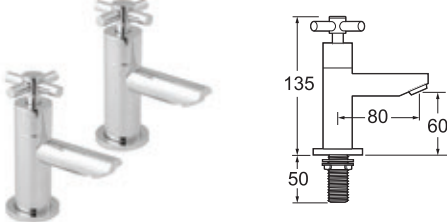
- Ceramic disc handles ensure a smooth operation



MOT101 Chrome

Ex.VAT **£89.04** Inc.VAT **£106.85**

MOTIF BATH TAPS



INLET CONNECTIONS:
3/4" BSP
WORKING PRESSURE:
0.2 - 5.0 bar

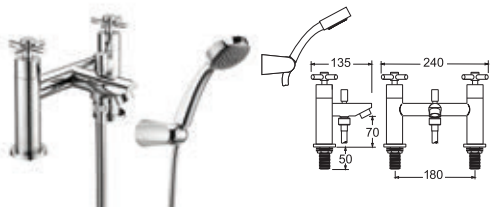
- Ceramic disc handles ensure a smooth operation
- Optimised for bath filling



MOT102 Chrome

Ex.VAT **£103.90** Inc.VAT **£124.69**

MOTIF DECK MOUNTED BATH SHOWER MIXER



INLET CONNECTIONS:
3/4" BSP
WORKING PRESSURE:
0.5 - 5.0 bar

- Ceramic disc handles ensure a smooth operation
- Comes complete with single mode shower kit and wall bracket



MOT106 Chrome

Ex.VAT **£185.87** Inc.VAT **£223.04**

MOTIF DECK MOUNTED BATH FILLER



INLET CONNECTIONS:
3/4" BSP

WORKING PRESSURE:
0.2 - 5.0 bar



- Ceramic disc handles ensure a smooth operation



MOT108 Chrome

Ex. VAT £163.25 Inc. VAT £195.90

DESKTOP
MOBILE
TABLET





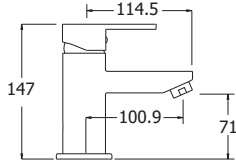
DevaTM by METHVEN

www.deva-uk.com

DEVA BATHROOM TAPS

ETHOS

ETHOS MONO BASIN MIXER



INLET CONNECTIONS:
1/2" BSP
WORKING PRESSURE:
0.3 - 5.0 bar

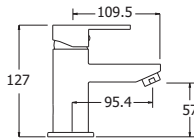
- Ceramic cartridge for smooth operation
- Tilt and turn temperature and flow control
- Comes complete with press top waste
- Compatible with Waterblade - innovative technology which uses just 2.5 l/min



ETH113 Chrome

Ex.VAT **£95.99** Inc.VAT **£115.19**

ETHOS MINI MONO BASIN MIXER



INLET CONNECTIONS:
1/2" BSP
WORKING PRESSURE:
0.3 - 5.0 bar

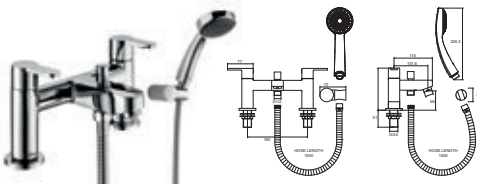
- Ceramic cartridge for smooth operation
- Tilt and turn temperature and flow control



ETH313 chrome

Ex.VAT **£70.28** Inc.VAT **£84.33**

ETHOS DECK MOUNTED BATH SHOWER MIXER



INLET CONNECTIONS:
3/4" BSP
WORKING PRESSURE:
0.5 - 5.0 bar

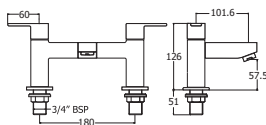
- Ceramic disc handles ensure a smooth operation
- Comes complete with single mode shower kit and wall bracket



ETH106 Chrome

Ex.VAT **£172.80** Inc.VAT **£207.36**

ETHOS DECK MOUNTED BATH FILLER



INLET CONNECTIONS:
3/4" BSP
WORKING PRESSURE:
0.5 - 5.0 bar

- Ceramic disc handles ensure a smooth operation



ETH108 Chrome

Ex.VAT **£134.41** Inc.VAT **£161.29**



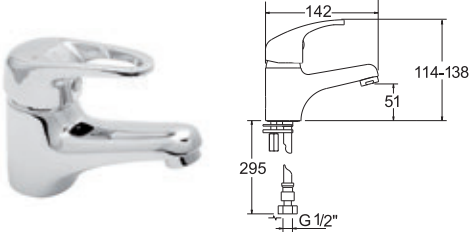
Ethos

**ETHOS RANGE
SUPPLIED IN
FULL COLOUR
PACKAGING**

DEVA BATHROOM TAPS

LACE

LACE MONO BASIN MIXER



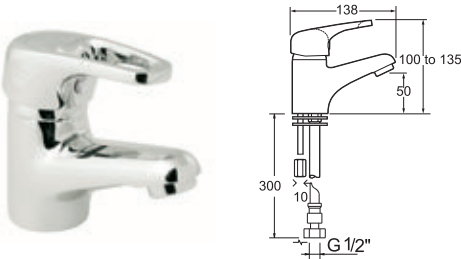
INLET CONNECTIONS:
1/2" BSP
WORKING PRESSURE:
0.2 - 5.0 bar

- Ceramic cartridge for smooth operation
- Tilt and turn temperature and flow control
- Comes complete with press top waste
- Compatible with Waterblade - innovative technology which uses just 2.5 l/min



LACE113 Chrome Ex.VAT **£85.07** Inc.VAT **£102.09**

LACE MINI MONO BASIN MIXER



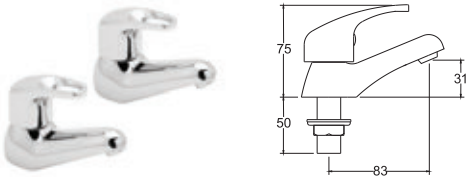
INLET CONNECTIONS:
1/2" BSP
WORKING PRESSURE:
0.3 - 5.0 bar

- Ceramic cartridge for smooth operation
- Tilt and turn temperature and flow control



LACE313 Chrome Ex.VAT **£61.62** Inc.VAT **£73.94**

LACE BASIN TAPS



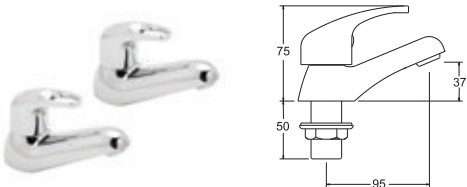
INLET CONNECTIONS:
1/2" BSP
WORKING PRESSURE:
0.2 - 5.0 bar

- Ceramic disc handles ensure a smooth operation



LACE101 Chrome Ex.VAT **£61.62** Inc.VAT **£73.94**

LACE BATH TAPS



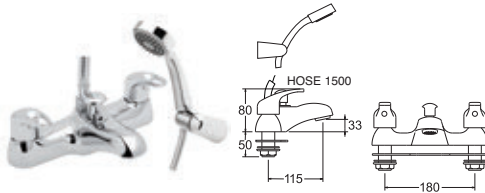
INLET CONNECTIONS:
3/4" BSP
WORKING PRESSURE:
0.2 - 5.0 bar

- Ceramic disc handles ensure a smooth operation
- Optimised for bath filling



LACE102 Chrome Ex.VAT **£77.00** Inc.VAT **£92.40**

LACE DECK MOUNTED BATH SHOWER MIXER



INLET CONNECTIONS:
3/4" BSP

WORKING PRESSURE:
0.5 - 5.0 bar

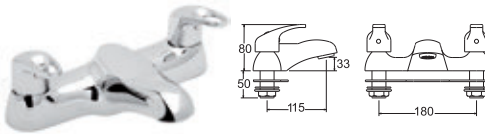
- Ceramic disc handles ensure a smooth operation
- Comes complete with single mode shower kit and wall bracket



LACE106 Chrome

Ex.VAT £146.69 Inc.VAT £176.02

LACE DECK MOUNTED BATH FILLER



INLET CONNECTIONS:
3/4" BSP

WORKING PRESSURE:
0.5 - 5.0 bar

- Ceramic disc handles ensure a smooth operation




LACE108 Chrome

Ex.VAT £123.21 Inc.VAT £147.85



 **Waterblade**
Bamford's

Luxury Handwashing Half the Water

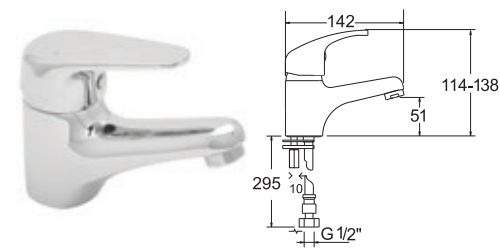
- Innovative technology that uses just 2.5l/min of water
- Save water and money!
- Developers – it helps you comply with Part G
- Exceptional performance, giving 'Blade' at all mains supply pressures
- Look out for the compatible icon 

www.bamfordwaterblade.com

DEVA BATHROOM TAPS

ADORE

ADORE MONO BASIN MIXER



INLET CONNECTIONS:
1/2" BSP

WORKING PRESSURE:
0.2 - 5.0 bar

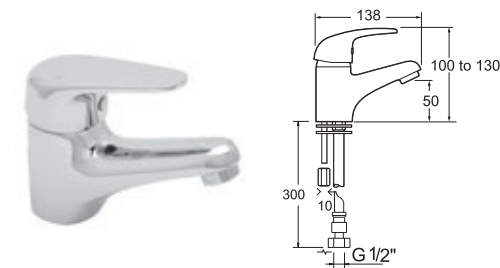
- Ceramic cartridge for smooth operation
- Tilt and turn temperature and flow control
- Comes complete with press top waste
- Compatible with Waterblade - innovative technology which uses just 2.5 l/min



ADORE113 Chrome	Ex.VAT £85.07 Inc.VAT £102.09
ADORE113/501 Gold	Ex.VAT £129.07 Inc.VAT £154.88

DEVA BATHROOM TAPS

ADORE MINI MONO BASIN MIXER



INLET CONNECTIONS:
1/2" BSP

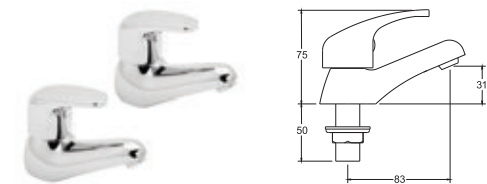
WORKING PRESSURE:
0.3 - 5.0 bar

- Ceramic cartridge for smooth operation
- Tilt and turn temperature and flow control
- Also available with Press Top waste - see code C



ADORE313 Chrome	Ex.VAT £61.62 Inc.VAT £73.94
ADORE313C Chrome	Ex.VAT £74.61 Inc.VAT £89.54

ADORE BASIN TAPS



INLET CONNECTIONS:
1/2" BSP

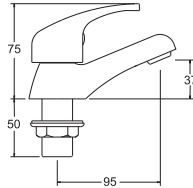
WORKING PRESSURE:
0.2 - 5.0 bar

- Ceramic disc handles ensure a smooth operation



ADORE101 Chrome	Ex.VAT £61.62 Inc.VAT £73.94
ADORE101/501 Gold	Ex.VAT £97.79 Inc.VAT £117.35

ADORE BATH TAPS



INLET CONNECTIONS:
3/4" BSP

WORKING PRESSURE:
0.2 - 5.0 bar

- Ceramic disc handles ensure a smooth operation
- Optimised for bath filling



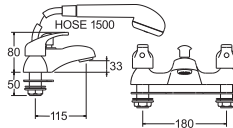
ADORE102 Chrome

Ex.VAT £77.00 Inc.VAT £92.40

ADORE102/501 Gold

Ex.VAT £106.35 Inc.VAT £127.62

ADORE DECK MOUNTED BATH SHOWER MIXER



INLET CONNECTIONS:
3/4" BSP

WORKING PRESSURE:
0.5 - 5.0 bar

- Ceramic disc handles ensure a smooth operation
- Comes complete with single mode shower kit and wall bracket



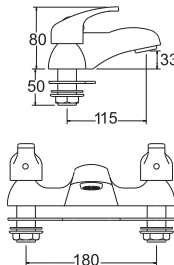
ADORE106 Chrome

Ex.VAT £146.69 Inc.VAT £176.02

ADORE106/501 Gold

Ex.VAT £220.04 Inc.VAT £264.04

ADORE DECK MOUNTED BATH FILLER



INLET CONNECTIONS:
3/4" BSP

WORKING PRESSURE:
0.5 - 5.0 bar

- Ceramic disc handles ensure a smooth operation



ADORE108 Chrome

Ex.VAT £123.21 Inc.VAT £147.85

ADORE108/501 Gold

Ex.VAT £181.88 Inc.VAT £218.26

ADORE
MONO
BASIN
MIXER

**12 YEAR
GUARANTEE**
ON ALL DEVA
CHROME TAPS

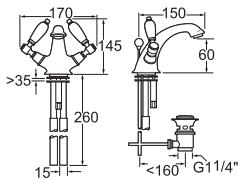
*TERMS APPLY



DEVA BATHROOM TAPS

GEORGIAN

GEORGIAN MONO BASIN MIXER WITH POP UP WASTE



INLET CONNECTIONS:
15mm
WORKING PRESSURE:
0.1 - 5.0 bar

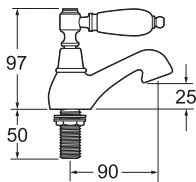
- Ceramic disc handles ensure a smooth operation
- Comes complete with a lever operated pop up waste



GE04 Chrome Ex.VAT **£222.63** Inc.VAT **£267.15**

GE04/501 Gold Ex.VAT **£275.03** Inc.VAT **£330.04**

GEORGIAN BASIN TAPS



INLET CONNECTIONS:
½" BSP
WORKING PRESSURE:
0.1 - 5.0 bar

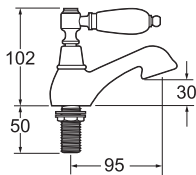
- Ceramic disc handles ensure a smooth operation



GE01 Chrome Ex.VAT **£111.68** Inc.VAT **£134.01**

GE01/501 Gold Ex.VAT **£145.22** Inc.VAT **£174.26**

GEORGIAN BATH TAPS



INLET CONNECTIONS:
¾" BSP
WORKING PRESSURE:
0.3 - 5.0 bar

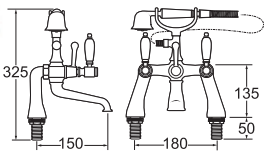
- Ceramic disc handles ensure a smooth operation
- Optimised for bath filling



GE02 Chrome Ex.VAT **£133.58** Inc.VAT **£160.30**

GE02/501 Gold Ex.VAT **£167.95** Inc.VAT **£201.54**

GEORGIAN PILLAR MOUNTED BATH SHOWER MIXER



INLET CONNECTIONS:
¾" BSP
WORKING PRESSURE:
0.3 - 5.0 bar

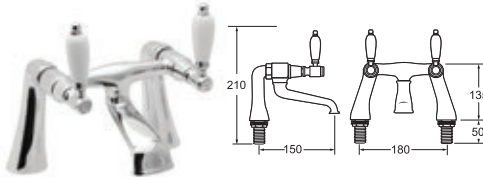
- Ceramic disc handles ensure a smooth operation
- Comes complete with single mode shower kit and wall bracket



GE03 Chrome Ex.VAT **£489.77** Inc.VAT **£587.73**

GE03/501 Gold Ex.VAT **£581.58** Inc.VAT **£697.90**

GEORGIAN PILLAR MOUNTED BATH FILLER



INLET CONNECTIONS:
¾" BSP

WORKING PRESSURE:
0.3 - 5.0 bar

- Ceramic disc handles ensure a smooth operation



GE08 Chrome

Ex.VAT £341.36 Inc.VAT £409.63

GE08/501 Gold

Ex.VAT £412.92 Inc.VAT £495.51

GEORGIAN PILLAR MOUNTED BATH SHOWER MIXER

**12 YEAR
GUARANTEE**
ON ALL DEVA
CHROME TAPS

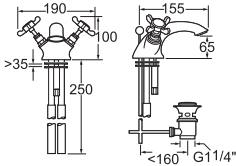
*TERMS APPLY



DEVA BATHROOM TAPS

CORONATION

CORONATION MONO BASIN MIXER WITH POP UP WASTE



INLET CONNECTIONS:
15mm Copper
WORKING PRESSURE:
0.1 - 5.0 bar

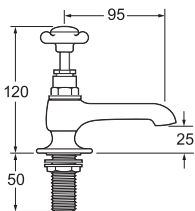
- Comes complete with a lever operated pop up waste



CR24 Chrome Ex.VAT **£185.87** Inc.VAT **£223.04**

CR24/501 Gold Ex.VAT **£236.90** Inc.VAT **£284.28**

CORONATION BASIN TAPS



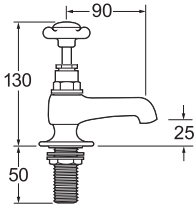
INLET CONNECTIONS:
½" BSP
WORKING PRESSURE:
0.1 - 5.0 bar



CR19 Chrome Ex.VAT **£89.04** Inc.VAT **£106.85**

CR19/501 Gold Ex.VAT **£121.74** Inc.VAT **£146.09**

CORONATION BATH TAPS



INLET CONNECTIONS:
¾" BSP
WORKING PRESSURE:
0.1 - 5.0 bar

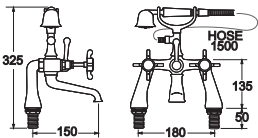
- Optimised for bath filling



CR20 Chrome Ex.VAT **£111.68** Inc.VAT **£134.01**

CR20/501 Gold Ex.VAT **£145.22** Inc.VAT **£174.26**

CORONATION PILLAR MOUNTED BATH SHOWER MIXER



INLET CONNECTIONS:
¾" BSP
WORKING PRESSURE:
0.5 - 5.0 bar

- Comes complete with single mode shower kit and wall bracket



CR23 Chrome Ex.VAT **£371.04** Inc.VAT **£445.24**

CR23/501 Gold Ex.VAT **£458.38** Inc.VAT **£550.06**



WATER SAVING TAP FLOW REGULATORS

Our flow regulators are cheap and easy to fit and will save you money on your water and heating bills year after year.



FOR MONO BASIN AND MONO SINK MIXERS

Features

- Reduces flow to the L/min shown
- Sold in singles
- Replaces standard anti-splash in mono basin, kitchen mixers and basin pillar taps
- Regulates flow constantly
- Regulates at 1.0 bar+

Code	Description	Ex.VAT	Inc.VAT
FR101-3	Flow Regulator for Basin Pillar Taps - 3 L/min	£5.66	£6.79
FR101-4	Flow Regulator for Basin Pillar Taps - 4 L/min	£5.66	£6.79
FR101-6	Flow Regulator for Basin Pillar Taps - 6 L/min	£5.66	£6.79
FR113-4	Flow Regulator for Mono Basin and Sink Mixers - 4 L/min	£5.66	£6.79
FR1135	Flow Regulator for Mono Basin and Sink Mixers - 5 L/min	£5.66	£6.79

FLOW REGULATOR

Features

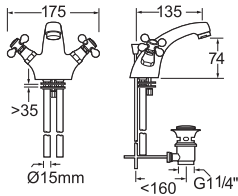
- Outlet regulator at 1.0 bar+
- Sold in singles
- Fits shower and bath shower mixers showing
- Regulates flow constantly to the L/min shown

Code	Description	Ex.VAT	Inc.VAT
FR106-12	Flow Regulator for Bath Shower Mixers above 1.0 Bar	£9.19	£11.02
FR106-7	Flow Regulator for Bath Shower Mixers above 1.0 Bar	£9.19	£11.02

DEVA BATHROOM TAPS

TUDOR

TUDOR MONO BASIN MIXER WITH POP UP WASTE



INLET CONNECTIONS:
15mm Copper
WORKING PRESSURE:
0.1 - 5.0 bar

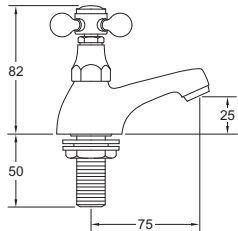
- Comes complete with a lever operated pop up waste



TUD113 Chrome Ex.VAT **£103.90** Inc.VAT **£124.69**

TUD113/501 Gold Ex.VAT **£151.82** Inc.VAT **£182.19**

TUDOR BASIN TAPS



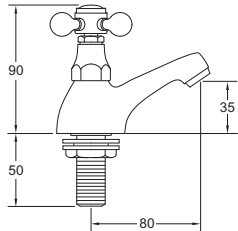
INLET CONNECTIONS:
½" BSP
WORKING PRESSURE:
0.1 - 5.0 bar



TUD01 Chrome Ex.VAT **£41.70** Inc.VAT **£50.03**

TUD01/501 Gold Ex.VAT **£72.60** Inc.VAT **£87.11**

TUDOR BATH TAPS



INLET CONNECTIONS:
¾" BSP
WORKING PRESSURE:
0.1 - 5.0 bar

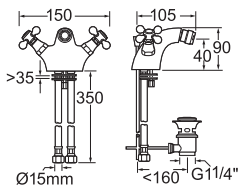
- Optimised for bath filling



TUD02 Chrome Ex.VAT **£44.53** Inc.VAT **£53.43**

TUD02/501 Gold Ex.VAT **£75.53** Inc.VAT **£90.64**

TUDOR BIDET MIXER WITH POP UP WASTE



INLET CONNECTIONS:
½" BSP
WORKING PRESSURE:
0.1 - 5.0 bar

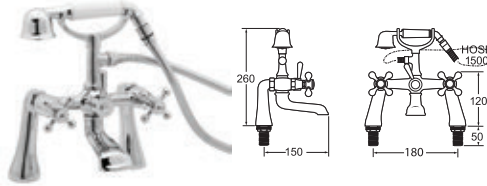
- Comes complete with a lever operated pop up waste



TUD114 Chrome Ex.VAT **£118.72** Inc.VAT **£142.46**

TUD114/501 Gold Ex.VAT **£167.22** Inc.VAT **£200.66**

TUDOR PILLAR MOUNTED BATH SHOWER MIXER



INLET CONNECTIONS:
¾" BSP

WORKING PRESSURE:
0.3 - 5.0 bar

- Comes complete with single mode shower kit



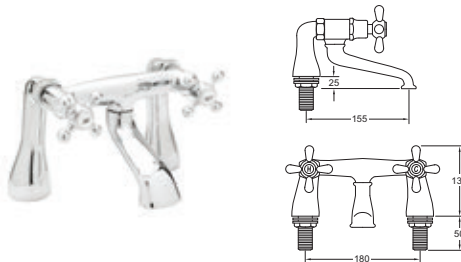
TUD03 Chrome

Ex.VAT £178.10 Inc.VAT £213.72

TUD03/501 Gold

Ex.VAT £258.16 Inc.VAT £309.79

TUDOR PILLAR MOUNTED BATH FILLER



INLET CONNECTIONS:
¾" BSP

WORKING PRESSURE:
0.3 - 5.0 bar



TUD08 Chrome

Ex.VAT £141.36 Inc.VAT £169.62

TUD08/501 Gold

Ex.VAT £205.35 Inc.VAT £246.42

TUDOR
PILLAR
MOUNTED
BATH SHOWER
MIXER

**12 YEAR
GUARANTEE**
ON ALL DEVA
CHROME TAPS

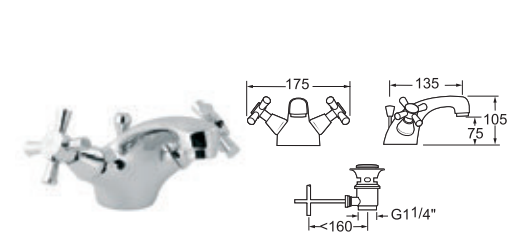
*TERMS APPLY



DEVA BATHROOM TAPS

MILAN

MILAN MONO BASIN MIXER WITH POP UP WASTE



INLET CONNECTIONS:
15mm Copper
WORKING PRESSURE:
0.1 - 5.0 bar

- Comes complete with a lever operated pop up waste
- Compatible with Waterblade - innovative technology which uses just 2.5 l/min



MILAN 113 Chrome

Ex.VAT £103.90 Inc.VAT £124.69

MILAN BASIN TAPS



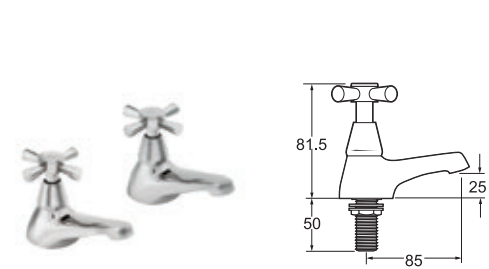
INLET CONNECTIONS:
1/2" BSP
WORKING PRESSURE:
0.1 - 5.0 bar



MILAN 101 Chrome

Ex.VAT £42.41 Inc.VAT £50.89

MILAN BATH TAPS



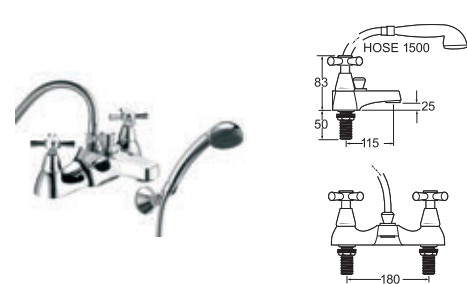
INLET CONNECTIONS:
3/4" BSP
WORKING PRESSURE:
0.1 - 5.0 bar



MILAN 102 Chrome

Ex.VAT £47.36 Inc.VAT £56.83

MILAN DECK MOUNTED BATH SHOWER MIXER



INLET CONNECTIONS:
3/4" BSP
WORKING PRESSURE:
0.1 - 5.0 bar

- Comes complete with single mode shower kit and wall bracket



MILAN 106 Chrome

Ex.VAT £148.42 Inc.VAT £178.11

MILAN DECK MOUNTED BATH FILLER



INLET CONNECTIONS:
¾" BSP

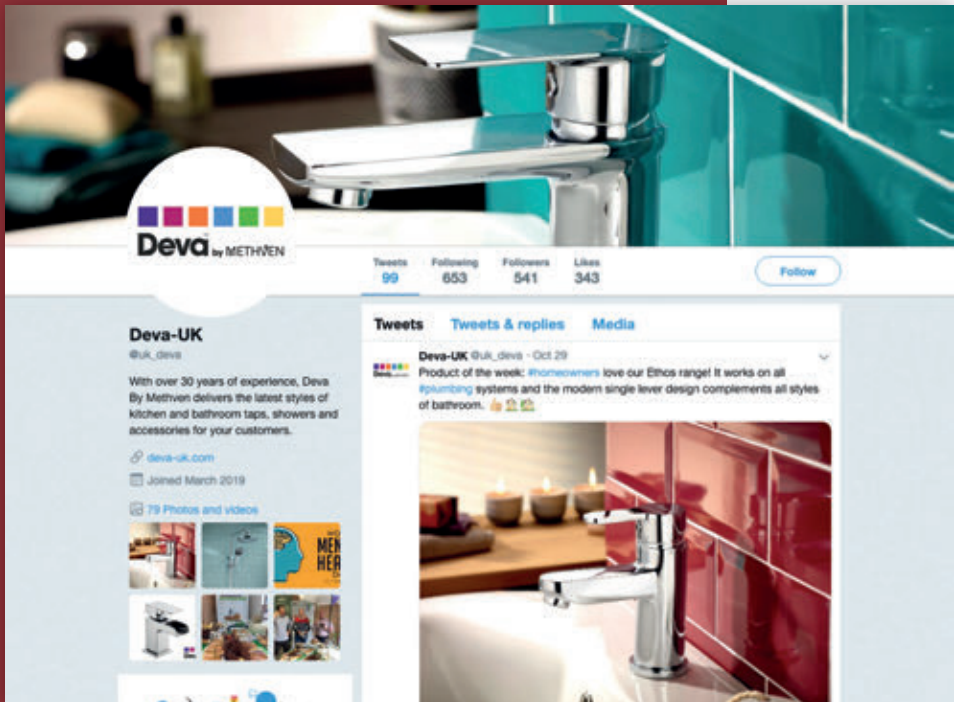
WORKING PRESSURE:
0.1 - 5.0 bar



MILAN 108 Chrome

Ex. VAT £133.58 Inc. VAT £160.30

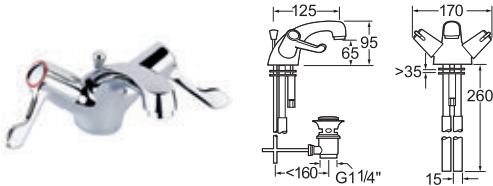
FOLLOW US
@uk_deva



DEVA BATHROOM TAPS

LEVER

LEVER ACTION MONO BASIN MIXER WITH POP UP WASTE



INLET CONNECTIONS:
15mm Copper
WORKING PRESSURE:
0.1 - 5.0 bar


- Includes lever operated pop up waste



DLT113 Chrome

Ex.VAT **£102.47** Inc.VAT **£122.97**

LEVER ACTION BASIN TAPS



INLET CONNECTIONS:
½" BSP
WORKING PRESSURE:
0.1 - 5.0 bar

- Metal backnuts on SPEC code



DLT101 Chrome

Ex.VAT **£42.41** Inc.VAT **£50.89**


DLT SPEC101 Chrome

Ex.VAT **£45.93** Inc.VAT **£55.11**

DLV101 Chrome 6" Lever

Ex.VAT **£86.93** Inc.VAT **£104.32**

LEVER ACTION BATH TAPS



INLET CONNECTIONS:
¾" BSP
WORKING PRESSURE:
0.1 - 5.0 bar

- Metal backnuts on SPEC code



DLT102 Chrome

Ex.VAT **£46.65** Inc.VAT **£55.98**

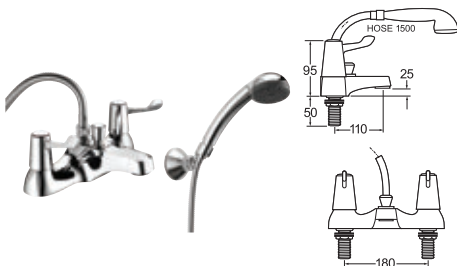
DLT SPEC102 Chrome

Ex.VAT **£50.18** Inc.VAT **£60.21**

DLV102 Chrome 6" Lever

Ex.VAT **£91.18** Inc.VAT **£109.41**

LEVER ACTION DECK MOUNTED BATH SHOWER MIXER



INLET CONNECTIONS:
¾" BSP
WORKING PRESSURE:
0.3 - 5.0 bar

- Comes complete with single mode shower kit and wall bracket
- Metal backnuts on SPEC code



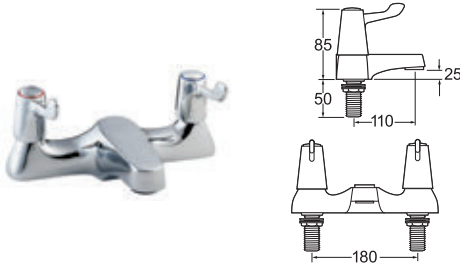
DLT106 Chrome

Ex.VAT **£144.18** Inc.VAT **£173.01**

DLT SPEC106 Chrome

Ex.VAT **£147.71** Inc.VAT **£177.25**

LEVER ACTION DECK MOUNTED BATH FILLER



INLET CONNECTIONS:
¾" BSP

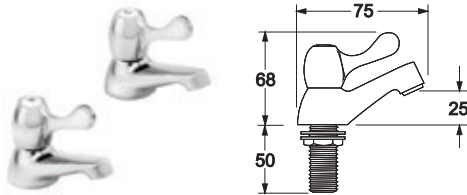
WORKING PRESSURE:
0.2 - 5.0 bar



DLT108 Chrome

Ex. VAT £118.72 Inc. VAT £142.46

LEVER ACTION BASIN TAPS



INLET CONNECTIONS:
½" BSP

WORKING PRESSURE:
0.1 - 5.0 bar

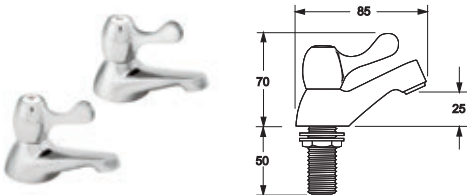
- Ceramic disc handles ensure a smooth operation



CNTL01 Chrome

Ex. VAT £46.65 Inc. VAT £55.98

LEVER ACTION BATH TAPS



INLET CONNECTIONS:
¾" BSP

WORKING PRESSURE:
0.3 - 5.0 bar

- Ceramic disc handles ensure a smooth operation



CNTL02 Chrome

Ex. VAT £53.70 Inc. VAT £64.45

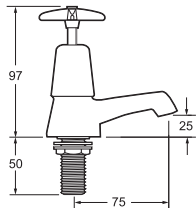
FOLLOW US
@uk_deva



DEVA BATHROOM TAPS

CROSS HANDLE

CROSS HANDLE BASIN TAPS



INLET CONNECTIONS:
½" BSP
WORKING PRESSURE:
0.1 - 5.0 bar

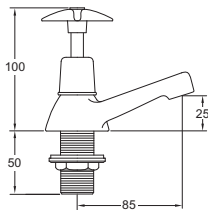
- Additional set of red and blue indices included



181X Chrome

Ex.VAT **£35.34** Inc.VAT **£42.41**

CROSS HANDLE BATH TAPS



INLET CONNECTIONS:
¾" BSP
WORKING PRESSURE:
0.1 - 5.0 bar

- Additional set of red and blue indices included



182X Chrome


Ex.VAT **£37.45** Inc.VAT **£44.95**





Luxury Handwashing Half the Water



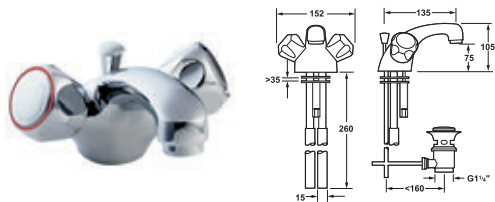
- Innovative technology that uses just 2.5l/min of water
- Save water and money!
- Developers – it helps you comply with Part G
- Exceptional performance, giving 'Blade' at all mains supply pressures
- Look out for the compatible icon 

www.bamfordswaterblade.com

DEVA BATHROOM TAPS

PROFILE

PROFILE MONO BASIN MIXER WITH POP UP WASTE



INLET CONNECTIONS:
15mm Copper
WORKING PRESSURE:
0.1 - 5.0 bar

- Includes lever operated pop up waste
- Compatible with Waterblade - innovative technology which uses just 2.5 l/min



DCM113 Chrome	Ex.VAT £72.79 Inc.VAT £87.35
DCM113/501 Gold	Ex.VAT £119.55 Inc.VAT £143.46

PROFILE BASIN TAPS



- Metal backnuts on SPEC code

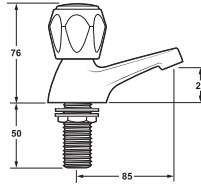
INLET CONNECTIONS:
½" BSP
WORKING PRESSURE:
0.1 - 5.0 bar



DCM101 Chrome	Ex.VAT £26.87 Inc.VAT £32.24
DCM SPEC101 Chrome	Ex.VAT £30.40 Inc.VAT £36.48
DCM101/501 Gold	Ex.VAT £57.21 Inc.VAT £68.66



PROFILE BATH TAPS



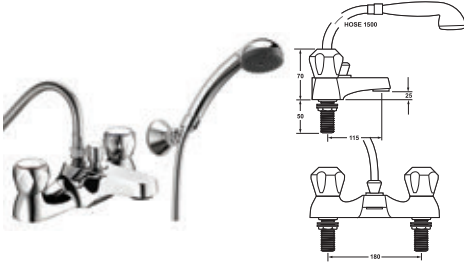
INLET CONNECTIONS:
¾" BSP
WORKING PRESSURE:
0.1 - 5.0 bar

- Metal backnuts on SPEC code



DCM102 Chrome	Ex.VAT £28.99 Inc.VAT £34.79
DCM SPEC102 Chrome	Ex.VAT £32.52 Inc.VAT £39.02
DCM102/501 Gold	Ex.VAT £59.41 Inc.VAT £71.29

PROFILE DECK MOUNTED BATH SHOWER MIXER



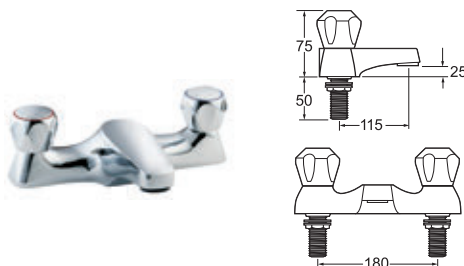
INLET CONNECTIONS:
¾" BSP
WORKING PRESSURE:
0.1 - 5.0 bar

- Comes complete with single mode shower kit and wall bracket



DCM106 Chrome	Ex.VAT £108.84 Inc.VAT £130.60
DCM106/501 Gold	Ex.VAT £186.29 Inc.VAT £223.55

PROFILE DECK MOUNTED BATH FILLER



INLET CONNECTIONS:
¾" BSP
WORKING PRESSURE:
0.1 - 5.0 bar

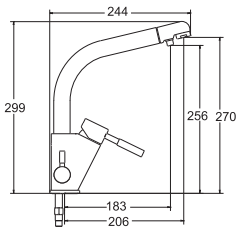


DCM108 Chrome	Ex.VAT £86.21 Inc.VAT £103.46
DCM108/501 Gold	Ex.VAT £148.14 Inc.VAT £177.76

DEVA KITCHEN TAPS

SINGLE LEVER

STR3AM MONO WATER FILTER TAP



INLET CONNECTIONS:
1/2" BSP
WORKING PRESSURE:
0.5 - 5.0 bar

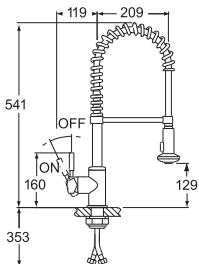


- Ceramic cartridge for smooth operation
- Features two separate outlets to prevent cross contamination of filtered water
- Drinking water outlet is filtered by a Deva water filter (FILTER 001). Replacement filter needed every 6 months
- Tilt and turn temperature and flow control

WFMS001 Chrome Ex.VAT **£385.88** Inc.VAT **£463.05**

FILTER 001 White Ex.VAT **£28.99** Inc.VAT **£34.79**

SLINKY MONO SINK MIXER



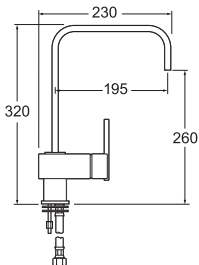
INLET CONNECTIONS:
1/2" BSP
WORKING PRESSURE:
1.0 - 5.0 bar



- Ceramic cartridge for smooth operation
- Swivel spout and pull out rinser
- Tilt and turn temperature and flow control
- Two functions - standard flow and spray

SLINKY118 Chrome Ex.VAT **£334.29** Inc.VAT **£401.14**

EDGE MONO SINK MIXER



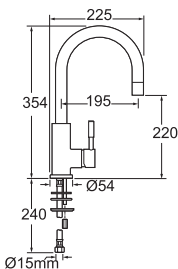
INLET CONNECTIONS:
1/2" BSP
WORKING PRESSURE:
0.3 - 5.0 bar



- Ceramic cartridge for smooth operation
- Tilt and turn temperature and flow control
- Swivel spout

EDGE118 Chrome Ex.VAT **£252.30** Inc.VAT **£302.77**

VISION MONO SINK MIXER WITH ARCH SPOUT



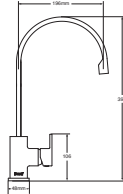
INLET CONNECTIONS:
15mm Copper
WORKING PRESSURE:
0.3 - 5.0 bar



- Ceramic cartridge for smooth operation
- Tilt and turn temperature and flow control
- Swivel spout

VSN104 Chrome Ex.VAT **£230.40** Inc.VAT **£276.49**

SAVVI MONO SINK MIXER



INLET CONNECTIONS:
½" BSP
WORKING PRESSURE:
0.3 - 5.0 bar

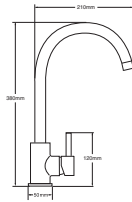
- Ceramic cartridge for smooth operation
- Tilt and turn temperature and flow control
- Swivel spout



SAVV104 Chrome

Ex.VAT **£199.39** Inc.VAT **£239.26**

INDI MONO SINK MIXER



INLET CONNECTIONS:
½" BSP
WORKING PRESSURE:
0.3 - 5.0 bar

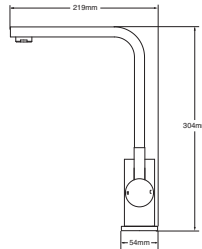
- Ceramic cartridge for smooth operation
- Tilt and turn temperature and flow control
- Swivel spout



IND104 Chrome

Ex.VAT **£177.23** Inc.VAT **£212.68**

CAMDEN MONO SINK MIXER



INLET CONNECTIONS:
½" BSP
WORKING PRESSURE:
0.3 - 5.0 bar

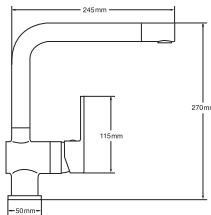
- Ceramic cartridge for smooth operation
- Tilt and turn temperature and flow control
- Swivel spout



CDN104 Chrome

Ex.VAT **£166.16** Inc.VAT **£199.39**

ETHOS MONO SINK MIXER



INLET CONNECTIONS:
½" BSP
WORKING PRESSURE:
0.3 - 5.0 bar

- Ceramic cartridge for smooth operation
- Tilt and turn temperature and flow control
- Swivel spout



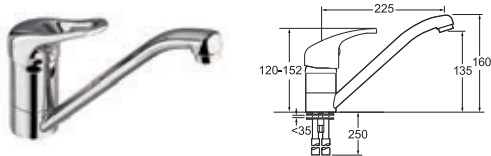
ETH104 Chrome

Ex.VAT **£155.08** Inc.VAT **£186.09**

DEVA KITCHEN TAPS

SINGLE LEVER

LACE MONO SINK MIXER



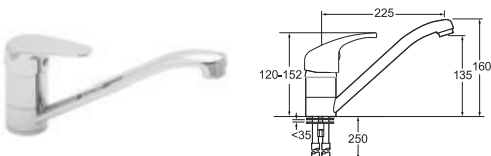
INLET CONNECTIONS:
15mm Copper
WORKING PRESSURE:
0.2 - 5.0 bar

- Ceramic cartridge for smooth operation
- Tilt and turn temperature and flow control
- Swivel spout



LACE171 Chrome Ex.VAT **£115.88** Inc.VAT **£139.06**

ADORE MONO SINK MIXER



INLET CONNECTIONS:
15mm Copper
WORKING PRESSURE:
0.2 - 5.0 bar

- Ceramic cartridge for smooth operation
- Tilt and turn temperature and flow control
- Swivel spout
- Also available with flexi tails - see F code



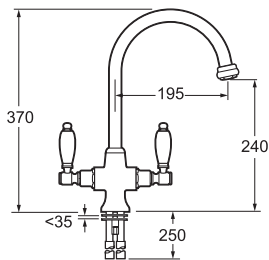
ADORE171 Chrome Ex.VAT **£115.88** Inc.VAT **£139.06**

ADORE171F Chrome Ex.VAT **£115.88** Inc.VAT **£139.06**



Ethos Sink Mixer, page 137

GEORGIAN MONO SINK MIXER



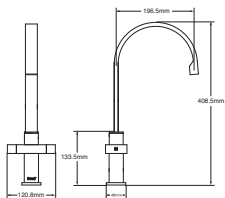
INLET CONNECTIONS:
15mm Copper
WORKING PRESSURE:
0.3 - 5.0 bar

- Swivel spout
- Dual Flow



SM056 Chrome	Ex.VAT £252.30 Inc.VAT £302.77
SM056/501 Gold	Ex.VAT £305.84 Inc.VAT £367.00
SM056/BZ Bronze	Ex.VAT £296.83 Inc.VAT £356.20
SM056/NI Nickel	Ex.VAT £378.81 Inc.VAT £454.58

BRIXTON MONO SINK MIXER



INLET CONNECTIONS:
½" BSP
WORKING PRESSURE:
0.3 - 5.0 bar

- Ceramic disc handles ensure a smooth operation
- Swivel spout



BTN104 Chrome	Ex.VAT £192.99 Inc.VAT £231.59
---------------	--------------------------------

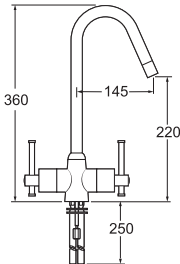
FOLLOW US
@uk_deva



DEVA KITCHEN TAPS

DUAL

TAURS MONO SINK MIXER



INLET CONNECTIONS:
15mm Copper
WORKING PRESSURE:
0.3 - 5.0 bar

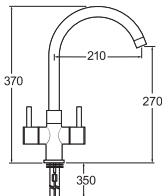
- Ceramic disc handles ensure a smooth operation
- Swivel spout



TAUR130 Chrome

Ex.VAT **£176.70** Inc.VAT **£212.04**

METROPOLIS MONO SINK MIXER



INLET CONNECTIONS:
½" BSP
WORKING PRESSURE:
0.3 - 5.0 bar

- Ceramic disc handles ensure a smooth operation
- Swivel spout



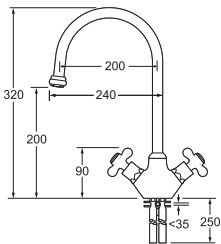
MET 172 Chrome

Ex.VAT **£169.61** Inc.VAT **£203.53**

MET172/BC Brushed Chrome

Ex.VAT **£227.32** Inc.VAT **£272.79**

VENETIAN MONO SINK MIXER



INLET CONNECTIONS:
½" BSP
WORKING PRESSURE:
0.1 - 5.0 bar

- Swivel spout
- Dual Flow



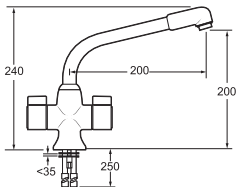
SM057 Chrome

Ex.VAT **£133.58** Inc.VAT **£160.30**

SM057/501 Gold

Ex.VAT **£182.62** Inc.VAT **£219.15**

PUFFIN MONO SINK MIXER



INLET CONNECTIONS:
½" BSP
WORKING PRESSURE:
0.2 - 5.0 bar

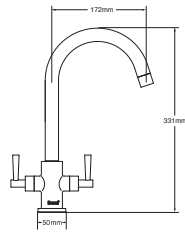
- Ceramic disc handles ensure a smooth operation
- Swivel spout
- Dual flow



PUF130/CP Chrome

Ex.VAT **£156.19** Inc.VAT **£187.42**

NELSON MONO SINK MIXER



INLET CONNECTIONS:
½" BSP
WORKING PRESSURE:
0.3 - 5.0 bar

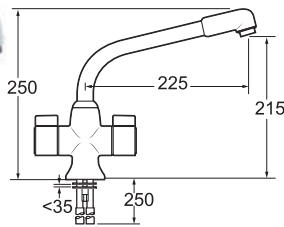
- Ceramic disc handles ensure a smooth operation
- Swivel spout



NEL104 Chrome

Ex.VAT £138.24 Inc.VAT £165.89

SAURIS MONO SINK MIXER



INLET CONNECTIONS:
15mm Copper
WORKING PRESSURE:
0.2 - 5.0 bar

- Ceramic disc handles ensure a smooth operation
- Swivel spout
- Dual flow



SMS172 Chrome

Ex.VAT £126.50 Inc.VAT £151.80

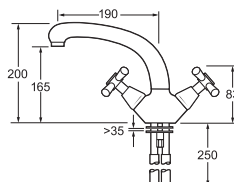
SMS172/004 Beige

Ex.VAT £148.42 Inc.VAT £178.11

SMS172/005 White

Ex.VAT £48.42 Inc.VAT £178.11

MILAN MONO SINK MIXER



INLET CONNECTIONS:
15mm Copper
WORKING PRESSURE:
0.1 - 5.0 bar

- Swivel spout
- Dual Flow



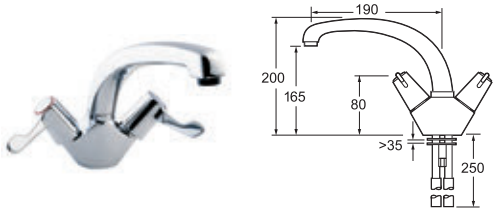
MILAN 104 Chrome

Ex.VAT £121.55 Inc.VAT £145.86

DEVA KITCHEN TAPS

DUAL

LEVER ACTION MONO SINK MIXER



INLET CONNECTIONS:
15mm Copper
WORKING PRESSURE:
0.1 - 5.0 bar

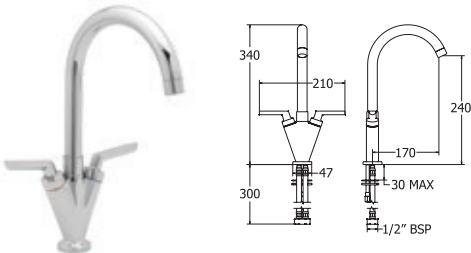
- Ceramic disc handles ensure a smooth operation
- Swivel spout
- Dual flow



DLT104 Chrome

Ex.VAT **£117.31** Inc.VAT **£140.77**

LEVER MONO SINK MIXER



INLET CONNECTIONS:
½" BSP
WORKING PRESSURE:
0.3 - 5.0 bar

- Ceramic disc handles ensure a smooth operation
- Comes with under mount bracket
- Swivel spout



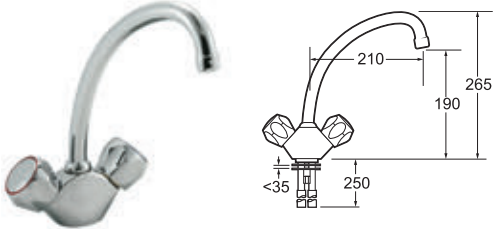
LEV104 Chrome

Ex.VAT **£81.98** Inc.VAT **£98.38**

LEV104/BC Brushed Chrome

Ex.VAT **£139.70** Inc.VAT **£167.64**

PROFILE CONTRACT MONO SINK MIXER



INLET CONNECTIONS:
15mm Copper
WORKING PRESSURE:
0.1 - 5.0 bar

- Swivel spout
- Dual Flow



CMS191 Chrome

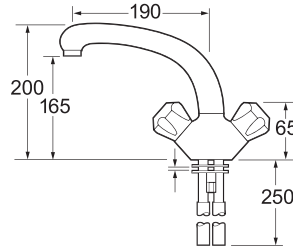
Ex.VAT **£78.45** Inc.VAT **£94.13**

LEVER MONO SINK MIXER

LEV104/BC Brushed Chrome



PROFILE MONO SINK MIXER



INLET CONNECTIONS:
15mm Copper
WORKING PRESSURE:
0.1 - 5.0 bar

- Swivel spout
- Dual Flow



DCM104 Chrome	Ex.VAT £78.45 Inc.VAT £94.13
DCP124/004 Beige	Ex.VAT £103.90 Inc.VAT £124.69
DCP124/005 White	Ex.VAT £103.90 Inc.VAT £124.69



LOOKING AFTER OUR CUSTOMERS



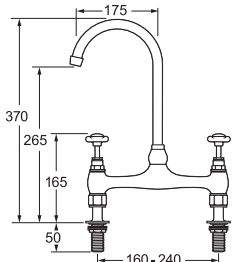
CUSTOMER FEEDBACK IS IMPORTANT TO US

Our 2021 survey results showed that 98% of our customers would recommend Methven to a friend or colleague. Our NPS score is 46, which is well above the industry average of 43 and is therefore something we are extremely proud of.

DEVA KITCHEN TAPS

BRIDGE

CORONATION BRIDGE SINK MIXER



INLET CONNECTIONS:
1/2" BSP
WORKING PRESSURE:
0.1 - 5.0 bar

- Swivel spout
- Dual flow
- Features adjustable centre pillars for easy installation



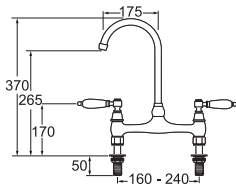
CR305 Chrome

Ex.VAT **£246.64** Inc.VAT **£295.96**

CR305/501 Gold

Ex.VAT **£299.97** Inc.VAT **£359.96**

GEORGIAN BRIDGE SINK MIXER



INLET CONNECTIONS:
1/2" BSP
WORKING PRESSURE:
0.1 - 5.0 bar

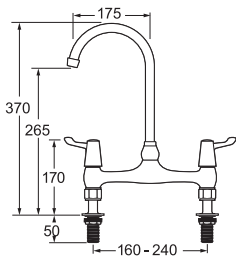
- Swivel spout
- Features adjustable centre pillars for easy installation



GE0305 Chrome

Ex.VAT **£245.25** Inc.VAT **£294.30**

LEVER ACTION 3" LEVER BRIDGE SINK MIXER - WITH ADJUSTABLE CENTRES



INLET CONNECTIONS:
1/2" BSP
WORKING PRESSURE:
0.2 - 5.0 bar

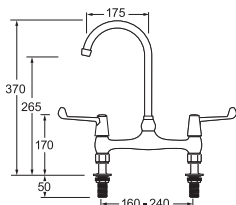
- Ceramic disc handles ensure a smooth operation
- Dual Flow
- Features adjustable centre pillars for easy installation
- Swivel spout



DLT305B Chrome

Ex.VAT **£168.21** Inc.VAT **£201.85**

LEVER ACTION 6" LEVER BRIDGE SINK MIXER WITH ADJUSTABLE CENTRES



INLET CONNECTIONS:
1/2" BSP
WORKING PRESSURE:
0.2 - 5.0 bar

- Ceramic disc handles ensure a smooth operation
- Dual Flow
- Features adjustable centre pillars for easy installation
- Swivel spout

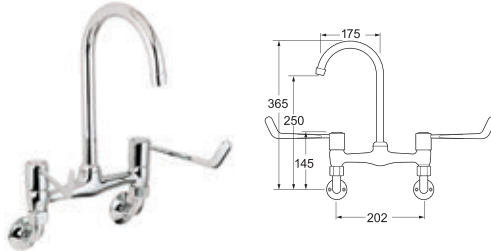


DLV305B Chrome

Ex.VAT **£222.63** Inc.VAT **£267.15**



LEVER WALL MOUNTED BRIDGE SINK MIXER 6" LEVERS



INLET CONNECTIONS:
½" BSP

WORKING PRESSURE:
0.2 - 5.0 bar



- Ceramic disc handles ensure a smooth operation
- Dual Flow
- Swivel spout



DLV305WM Chrome

Ex. VAT £230.40 Inc. VAT £276.49

DESKTOP MOBILE TABLET



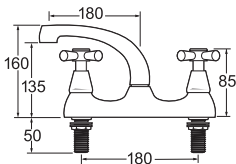
DevaTM by METHVEN

www.deva-uk.com

DEVA KITCHEN TAPS

DECK MOUNTED

MILAN DECK MOUNTED SINK MIXER



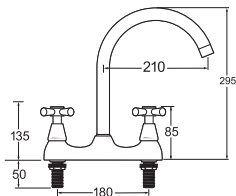
INLET CONNECTIONS:
1/2" BSP
WORKING PRESSURE:
0.1 - 5.0 bar

- Swivel spout
- Dual Flow



MILAN 105 Chrome Ex.VAT **£91.89** Inc.VAT **£110.27**

MILAN DECK MOUNTED SINK MIXER



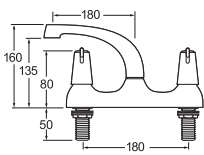
INLET CONNECTIONS:
1/2" BSP
WORKING PRESSURE:
0.3 - 5.0 bar

- Swivel spout



MILAN172 Chrome Ex.VAT **£142.23** Inc.VAT **£170.68**

LEVER ACTION DECK MOUNTED SINK MIXER



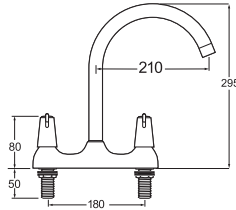
INLET CONNECTIONS:
1/2" BSP
WORKING PRESSURE:
0.1 - 5.0 bar

- Swivel spout
- Dual Flow
- Metal backnuts on SPEC codes



DLT105 Chrome	Ex.VAT £87.64 Inc.VAT £105.17
DLV105 Chrome 6" Levers	Ex.VAT £133.58 Inc.VAT £160.30
DLT SPEC105 Chrome	Ex.VAT £91.18 Inc.VAT £109.41

LEVER ACTION DECK MOUNTED SINK MIXER



INLET CONNECTIONS:
½" BSP
WORKING PRESSURE:
0.2 - 5.0 bar

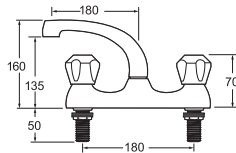
- Swivel spout



DLT172 Chrome

Ex.VAT £139.70 Inc.VAT £167.64

PROFILE DECK MOUNTED SINK MIXER



INLET CONNECTIONS:
½" BSP
WORKING PRESSURE:
0.1 - 5.0 bar

- Swivel spout
- Dual Flow
- Metal backnuts on SPEC codes



DCM105 Chrome

Ex.VAT £67.14 Inc.VAT £80.57

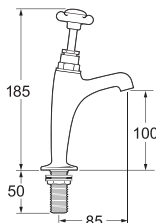
DCM SPEC105 Chrome

Ex.VAT £70.67 Inc.VAT £84.81

DEVA KITCHEN TAPS

TAPS

CORONATION HIGH NECK SINK TAPS



INLET CONNECTIONS:
½" BSP
WORKING PRESSURE:
0.1 - 5.0 bar

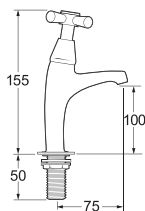
• ½ BS1010



CR27A Chrome

Ex.VAT **£102.47** Inc.VAT **£122.97**

MILAN SINK TAPS



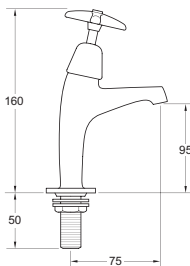
INLET CONNECTIONS:
½" BSP
WORKING PRESSURE:
0.1 - 5.0 bar



MILAN 103 Chrome

Ex.VAT **£52.30** Inc.VAT **£62.76**

CROSS HANDLE SINK TAPS



INLET CONNECTIONS:
½" BSP
WORKING PRESSURE:
0.1 - 5.0 bar

• Additional set of red and blue indices included



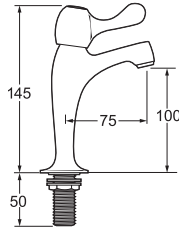
183X Chrome

Ex.VAT **£38.88** Inc.VAT **£46.66**

FOLLOW US
@uk_deva



LEVER ACTION CONTRACT SINK PILLAR TAPS



INLET CONNECTIONS:
½" BSP
WORKING PRESSURE:
0.1 - 5.0 bar

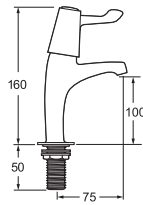
- Ceramic disc handles ensure smooth operation



CNTL03 Chrome

Ex.VAT **£53.70** Inc.VAT **£64.45**

LEVER ACTION SINK TAPS



INLET CONNECTIONS:
½" BSP
WORKING PRESSURE:
0.1 - 5.0 bar

- Metal backnuts on SPEC codes
- Ceramic disc handles ensure smooth operation



DLT103 Chrome

Ex.VAT **£46.65** Inc.VAT **£55.98**

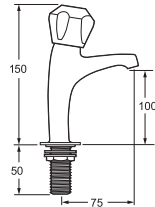
DLT SPEC103 Chrome

Ex.VAT **£50.18** Inc.VAT **£60.21**

DLV103 Chrome 6" Levers

Ex.VAT **£91.18** Inc.VAT **£109.41**

PROFILE SINK TAPS



INLET CONNECTIONS:
½" BSP
WORKING PRESSURE:
0.1 - 5.0 bar

- Metal backnuts on SPEC codes



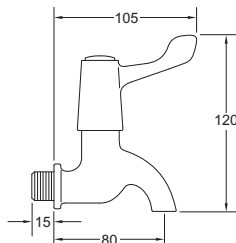
DCM103 Chrome

Ex.VAT **£34.64** Inc.VAT **£41.57**

DCM SPEC103 Chrome

Ex.VAT **£38.15** Inc.VAT **£45.78**

LEVER ACTION 3" BIB TAPS



INLET CONNECTIONS:
½" BSP
WORKING PRESSURE:
0.1 - 5.0 bar



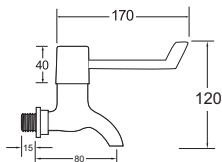
DLT095 Chrome

Ex.VAT **£69.05** Inc.VAT **£82.87**

DEVA KITCHEN TAPS

TAPS

LEVER ACTION 6" BIB TAPS



INLET CONNECTIONS:
½" BSP
WORKING PRESSURE:
0.1 - 5.0 bar

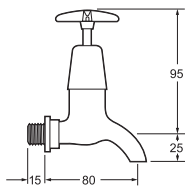
- Ceramic disc handles ensure a smooth operation



DLV095 Chrome

Ex.VAT **£59.88** Inc.VAT **£71.85**

CROSS HANDLE BIB TAPS



INLET CONNECTIONS:
½" BSP
WORKING PRESSURE:
0.1 - 5.0 bar

- Additional set of red and blue indices included



095X Chrome


Ex.VAT **£35.34** Inc.VAT **£42.41**





Luxury Handwashing Half the Water



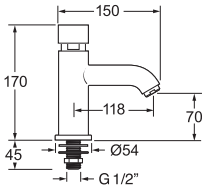
- Innovative technology that uses just 2.5l/min of water
- Save water and money!
- Developers – it helps you comply with Part G
- Exceptional performance, giving 'Blade' at all mains supply pressures
- Look out for the compatible icon 

www.bamfordswaterblade.com

DEVA COMMERCIAL

NON CONCUSSIVE & SHATTAFS

NON CONCUSSIVE VISION SELF CLOSING BASIN TAP



INLET CONNECTIONS:
1/2" BSP

WORKING PRESSURE:
0.3 - 5.0 bar



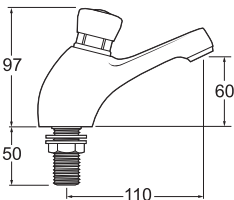
- Sold as singles
- Self closing basin taps
- Pre set automatic shut off after approximately 10 seconds
- Recommended for use with a blending valve see page 155
- Compatible with Waterblade - innovative technology which uses just 2.5 l/min

Unifed Water Label  6.8 l/min

VSN123 Chrome

Ex.VAT £133.58 Inc.VAT £160.30

NON CONCUSSIVE PRE-SET BASIN TAPS



INLET CONNECTIONS:
1/2" BSP

WORKING PRESSURE:
0.2 - 3.0 bar

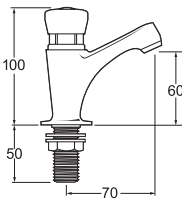


- Sold in pairs
- Self closing basin taps
- Pre-set automatic shut off after approximately 10 seconds
- Recommended for use with a blending valve see page 155
- Compatible with Waterblade - innovative technology which uses just 2.5 l/min

NCT001 Chrome

Ex.VAT £81.98 Inc.VAT £98.38

NON CONCUSSIVE SELF CLOSING PILLAR BASIN TAP



INLET CONNECTIONS:
1/2" BSP

WORKING PRESSURE:
0.2 - 3.0 bar



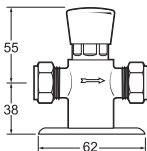
- Sold as singles
- Self closing basin taps
- Pre set automatic shut off after approximately 10 seconds
- Recommended for use with a blending valve see page 155
- Additional set of Hot & cold indices supplied

Unifed Water Label  12.4 l/min

CORM03 Chrome

Ex.VAT £37.45 Inc.VAT £44.95

NON CONCUSSIVE PRE-SET EXPOSED SHOWER VALVE



VALVE:
Manual

INLET CONNECTIONS:
15mm Copper

WORKING PRESSURE:
0.2 - 5.0 bar

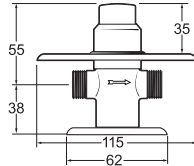


- Suitable for swimming baths, leisure clubs etc
- Pre-set automatic shut off after approximately 20 seconds

NCT002 Chrome

Ex.VAT £89.04 Inc.VAT £106.85

NON CONCUSSIVE PRE-SET RECESSED SHOWER VALVE



VALVE:
Manual
INLET CONNECTIONS:
15mm Copper
WORKING PRESSURE:
0.2 - 5.0 bar

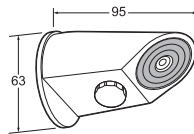
- Suitable for swimming baths, leisure clubs etc
- Pre-set automatic shut off after approximately 20 seconds



NCT003 Chrome

Ex.VAT £96.81 Inc.VAT £116.17

ANTI-VANDAL SHOWER HEAD



INLET CONNECTIONS:
15mm Copper
9 L/min flow regulator available, FRAV 9

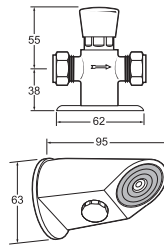
- Sturdy brass construction and compact rounded shape for both style and durability
- Suitable for sports centres, public facilities etc



AVSH001 Chrome

Ex.VAT £89.04 Inc.VAT £106.85

ANTI-VANDAL SHOWER SYSTEM



Valve:
Manual
INLET CONNECTIONS:
15mm Copper
9 L/min flow regulator available, FRAV 9

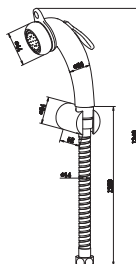
- Sturdy brass construction and compact rounded shape for both style and durability
- Suitable for sports centres, public facilities etc



AVSH002 Chrome

Ex.VAT £189.03 Inc.VAT £226.84

SHATAF WITH HOSE AND WALL BRACKET



INLET CONNECTIONS:
½" BSP
WORKING PRESSURE:
0.5 - 5.0 bar

- Includes 1.2m metal hose & ABS wall bracket



SHA01 Chrome

Ex.VAT £21.31 Inc.VAT £25.57

DYNAMIC PILLAR MOUNTED THERMOSTATIC BATH SHOWER MIXER



INLET CONNECTIONS:
¾" BSP

WORKING PRESSURE:
1.0 - 5.0 bar

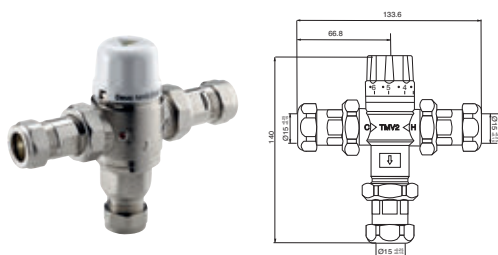
- Comes complete with single mode shower kit and wall bracket



DYN 106 Chrome

Ex.VAT £296.83 Inc.VAT £356.20

THERMOSTATIC 15MM BLENDING VALVE



VALVE:
Thermostatic

INLET CONNECTIONS:
15mm Copper

WORKING PRESSURE:
0.2 - 5.0 bar

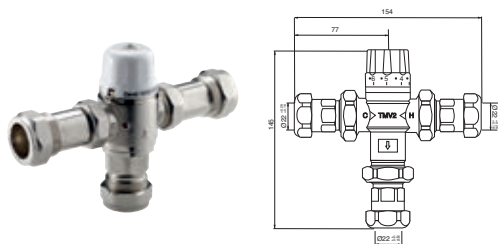
- Prevents scalding by accurately controlling the water temperature
- Approved at high and low pressure designations
- For single outlet



TBV008 Chrome

Ex.VAT £65.31 Inc.VAT £78.38

THERMOSTATIC 22MM BLENDING VALVE



VALVE:
Thermostatic

INLET CONNECTIONS:
22mm Compression

WORKING PRESSURE:
0.2 - 5.0 bar


- Prevents scalding by accurately controlling the water temperature
- Approved at high and low pressure designations
- For single outlet



TBV010 Chrome

Ex.VAT £83.08 Inc.VAT £99.69

PRESSURE EQUALISING VALVE



INLET CONNECTIONS:
½" BSP

WORKING PRESSURE:
0.2 - 5.0 bar

- The valve equalises the outlet pressure, by automatically adjusting the higher inlet pressure to level out the lower inlet pressure



PEV002 Brass

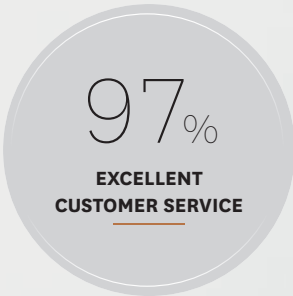
Ex.VAT £122.27 Inc.VAT £146.72

LOOKING AFTER OUR CUSTOMERS

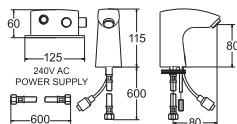


CUSTOMER FEEDBACK IS IMPORTANT TO US

Our 2021 survey results showed that 98% of our customers would recommend Methven to a friend or colleague. Our NPS score is 46, which is well above the industry average of 43 and is therefore something we are extremely proud of.



SENSOR 1/D



INLET CONNECTIONS:
½" BSP

WORKING PRESSURE:
0.5 - 5.0 bar

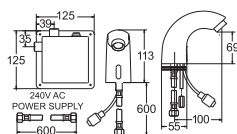


- Suitable for cold or premixed water
- Moisture and water resistant control unit
- Choice of battery or mains power
- Battery operation requires 4 x AA batteries
- Recommended for use with a blending valve see page 155
- Compatible with Waterblade - innovative technology which uses just 2.5 l/min

SENSOR1/D Chrome

Ex.VAT £334.29 Inc.VAT £401.14

SENSOR 2/D



INLET CONNECTIONS:
½" BSP

WORKING PRESSURE:
0.5 - 5.0 bar

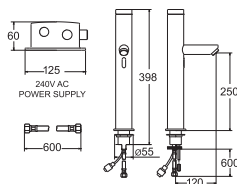


- Suitable for cold or premixed water
- Moisture and water resistant control unit
- Choice of battery or mains power
- Battery operation requires 4 x AA batteries
- Recommended for use with a blending valve see page 155
- Compatible with Waterblade - innovative technology which uses just 2.5 l/min

SENSOR2/D Chrome

Ex.VAT £408.50 Inc.VAT £490.20

SENSOR 3/D



INLET CONNECTIONS:
½" BSP

WORKING PRESSURE:
0.5 - 5.0 bar

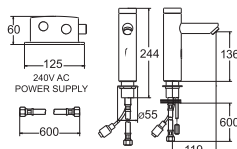


- Suitable for cold or premixed water
- Moisture and water resistant control unit
- Choice of battery or mains power
- Battery operation requires 4 x AA batteries
- Recommended for use with a blending valve see page 155
- Compatible with Waterblade - innovative technology which uses just 2.5 l/min

SENSOR3/D Chrome

Ex.VAT £408.50 Inc.VAT £490.20

SENSOR 4/D



INLET CONNECTIONS:
½" BSP

WORKING PRESSURE:
0.5 - 5.0 bar



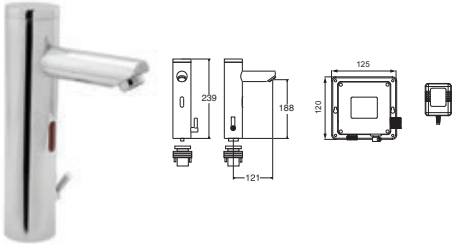
- Suitable for cold or premixed water
- Moisture and water resistant control unit
- Choice of battery or mains power
- Battery operation requires 4 x AA batteries
- Recommended for use with a blending valve see page 155
- Compatible with Waterblade - innovative technology which uses just 2.5 l/min

SENSOR4/D Chrome

Ex.VAT £334.29 Inc.VAT £401.14

DEVA COMMERCIAL SENSOR

SENSOR 6/BT



INLET CONNECTIONS:
½" BSP
WORKING PRESSURE:
0.5 - 5.0 bar

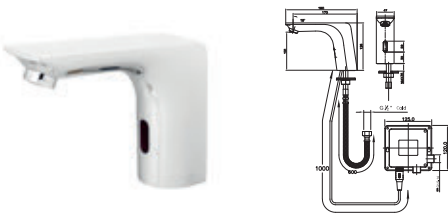


SENSOR6/BT Chrome

- Suitable for hot and cold water
- Moisture and water resistant control unit
- Battery operated, requires 4 x AA batteries
- Recommended for use with a blending valve see page 155
- Compatible with Waterblade - innovative technology which uses just 2.5 l/min

Ex.VAT £334.29 Inc.VAT £401.14

SENSOR 7/D



INLET CONNECTIONS:
½" BSP
WORKING PRESSURE:
0.5 - 5.0 bar

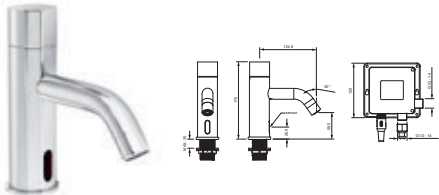


SENSOR7/D Chrome

- Suitable for cold or premixed water
- Moisture and water resistant control unit
- Choice of battery or mains power
- Battery operation requires 4 x AA batteries
- Recommended for use with a blending valve see page 155
- Compatible with Waterblade - innovative technology which uses just 2.5 l/min

Ex.VAT £335.43 Inc.VAT £402.52

SENSOR 8/D



INLET CONNECTIONS:
½" BSP
WORKING PRESSURE:
0.5 - 5.0 bar




SENSOR8/D Chrome

- Suitable for cold or premixed water
- Moisture and water resistant control unit
- Choice of battery or mains power
- Battery operation requires 4 x AA batteries
- Recommended for use with a blending valve see page 155

Ex.VAT £335.43 Inc.VAT £402.52

SENSOR 9/W



INLET CONNECTIONS:
½" BSP
WORKING PRESSURE:
0.5 - 5.0 bar

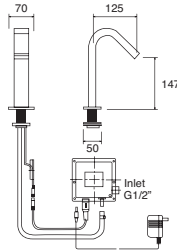


SENSOR9/W Chrome

- Suitable for cold or premixed water
- Moisture and water resistant control unit
- Choice of battery or mains power
- Battery operation requires 4 x AA batteries
- Recommended for use with a blending valve see page 155

Ex.VAT £391.51 Inc.VAT £469.81

SENSOR 11/D



INLET CONNECTIONS:
1/2" BSP

WORKING PRESSURE:
0.5 - 5.0 bar



- Suitable for cold or premixed water
- Moisture and water resistant control unit
- Choice of battery or mains power
- Battery operation requires 4 x AA batteries
- Recommended for use with a blending valve see page 155

SENSOR11/D Chrome

Ex.VAT £384.31 Inc.VAT £461.17



SENSOR 1/D



SENSOR 3/D



SENSOR 9/W



SENSOR 11/W



Waste less water

Save money on water bills

Easy & hygienic to use

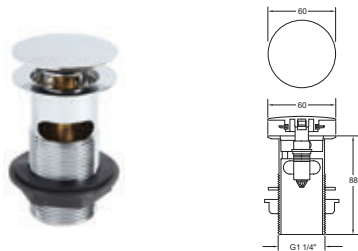
Choice of deck and wall mounted designs

Choice of battery or mains power

WASTES & SPARES

WASTES


ROUND PRESS TOP SLOTTED WASTE



- Simply push to open & close
- Slotted waste for basins with a built in overflow

WST304 Chrome Ex.VAT £44.87 Inc.VAT £53.85

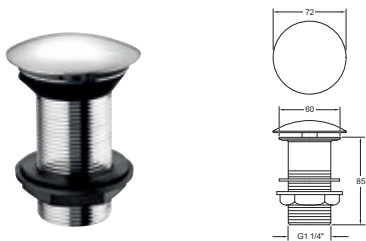
SQUARE PRESS TOP SLOTTED WASTE



- Simply push to open & close
- Slotted waste for basins with a built in overflow

WST318 Chrome Ex.VAT £50.48 Inc.VAT £60.58

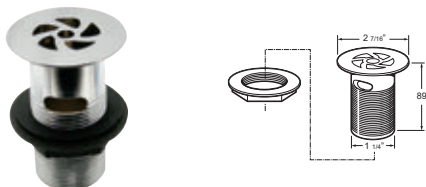
FREE FLOW UNSLOTTED WASTE



- Allows water to flow continuously reducing the risk of flooding
- For basins without an overflow

WST307 Chrome Ex.VAT £44.87 Inc.VAT £53.85

FREE FLOW 1 1/4" BASIN SLOTTED WASTE

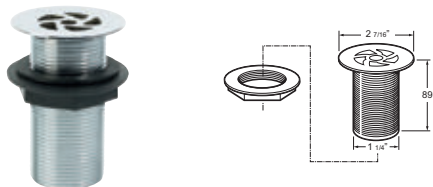


- Allows water to flow continuously reducing the risk of flooding
- Slotted waste for basins with a built in overflow

WSTGR114/S Chrome Ex.VAT £10.78 Inc.VAT £12.94

FREE FLOW 1 1/4" BASIN UNSLOTTED WASTE


- Allows water to flow continuously reducing the risk of flooding
- For basins without an overflow



WSTGR114/UNS Chrome Ex.VAT **£11.43** Inc.VAT **£13.72**

1 1/4" BASIN SLOTTED FLIP TOP WASTE


- Slotted waste for basins with a built in overflow



FTW300/017 Chrome Ex.VAT **£29.68** Inc.VAT **£35.61**

1 1/4" BASIN SLOTTED PRESS TOP WASTE

- Slotted waste for basins with a built in overflow
- Also available in Gold and Matte Black



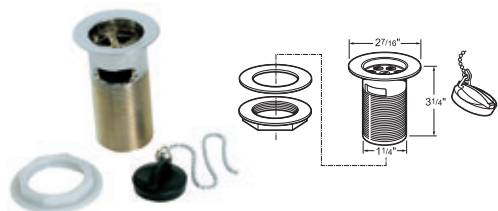
PTW300/017 Chrome Ex.VAT **£18.38** Inc.VAT **£22.06**

PTW300/501 Gold Ex.VAT **£49.14** Inc.VAT **£58.96**

PTW300/MB Matte Black Ex.VAT **£23.01** Inc.VAT **£27.61**

1 1/4" BASIN SLOTTED WASTE

- Complete With Poly Plug and Chain
- Slotted waste for basins with a built in overflow




DW300 Chrome Ex.VAT **£7.07** Inc.VAT **£8.49**

WASTES & SPARES

WASTES

1 1/4" BASIN SLOTTED WASTE



- Complete With Brass Plug and Chain
- Slotted waste for basins with a built in overflow

DW300/017 Chrome	Ex.VAT £11.30 Inc.VAT £13.55
DW300/501 Gold	Ex.VAT £41.07 Inc.VAT £49.28

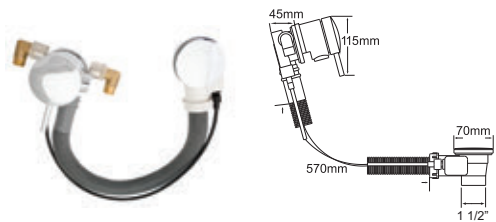
1 1/4" PLASTIC SLOTTED BASIN WASTE



- Complete With Brass Plug and Chain
- Slotted waste for basins with a built in overflow

WST20/017 Chrome	Ex.VAT £12.02 Inc.VAT £14.42
------------------	------------------------------

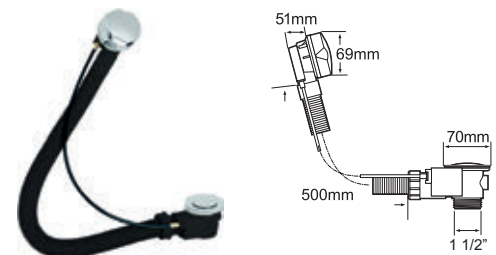
1 1/2" BATH FILL AND OVERFLOW WASTE



- Operated by overflow allowing hands free drainage
- Also available in Matte Black

PUW206 Chrome	Ex.VAT £133.58 Inc.VAT £160.30
PUW206BK Matte Black	Ex.VAT £167.99 Inc.VAT £201.59

1 1/2" BATH WASTE




- Pop up Waste

PUW200 Chrome	Ex.VAT £37.45 Inc.VAT £44.95
PUW200/501 Gold	Ex.VAT £68.21 Inc.VAT £81.84

1 1/2" BATH PRESS TOP WASTE

- Complete with overflow assembly and press top waste

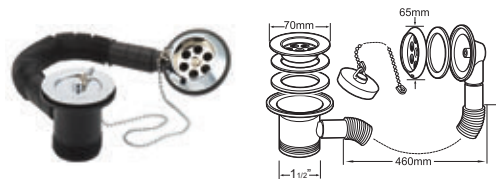


PTW404/017 Chrome

Ex.VAT **£35.34** Inc.VAT **£42.41**

1 1/2" BATH TIDY WASTE

- Complete with overflow assembly and metal plug



BTW404/017 Chrome

Ex.VAT **£24.02** Inc.VAT **£28.83**

1 1/2" BATH WASTE - PLASTIC BODY

- Complete with overflow assembly and poly plug



FOV414 Chrome

Ex.VAT **£7.77** Inc.VAT **£9.33**

1 1/2" BATH WASTE

- Complete with overflow assembly and brass plug



WST27/BATH Chrome

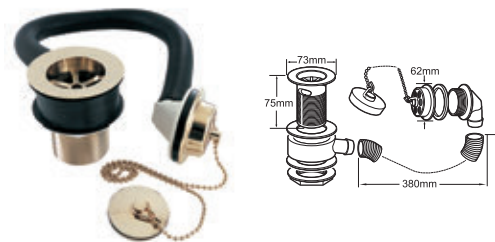
Ex.VAT **£16.25** Inc.VAT **£19.50**

WASTES & SPARES

WASTES

1 1/2" BATH WASTE - BRASS BODY

- Complete with overflow assembly and brass plug



DW404/017 Chrome	Ex.VAT £19.08 Inc.VAT £22.90
DW404/501 Gold	Ex.VAT £49.15 Inc.VAT £58.98

1 1/4" BASIN, 1 1/2" BATH WASTE SET

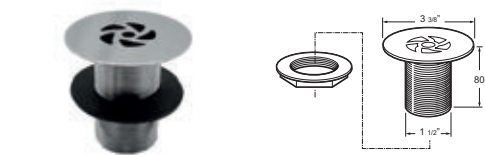
- 1 1/4" Basin Waste
- 1 1/2" Plastic Bath Waste And Overflow



WST27/017 Chrome	Ex.VAT £19.08 Inc.VAT £22.90
WST27/501 Gold	Ex.VAT £49.15 Inc.VAT £58.98

1 1/2" GRATED WASTE

- Allows water to flow continuously reducing the risk of flooding



WSTGR112/UNS Chrome	Ex.VAT £16.50 Inc.VAT £19.80
---------------------	------------------------------

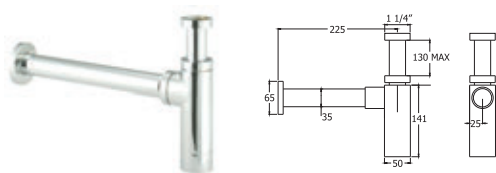
1 3/4" SINK WASTE WITH OVERFLOW

- Complete With Poly Plug and Chain



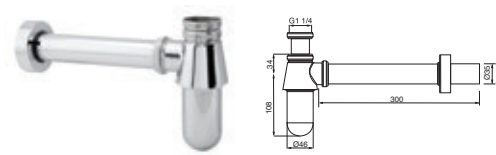
FOV412 Chrome	Ex.VAT £8.47 Inc.VAT £10.17
---------------	-----------------------------

1 1/4" BOTTLE TRAP WITH WALL EXTENSION



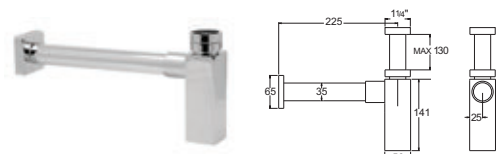
VSN625 Chrome	Ex.VAT £59.90 Inc.VAT £71.88
VSN625BK Matte Black	Ex.VAT £97.69 Inc.VAT £117.23

1 1/4" BOTTLE TRAP WITH WALL EXTENSION



TCP625 Chrome	Ex.VAT £44.53 Inc.VAT £53.43
TCP625/501 Gold	Ex.VAT £75.53 Inc.VAT £90.64

SQUARE BOTTLE TRAP WITH WALL EXTENSION



TCP626 Chrome	Ex.VAT £71.89 Inc.VAT £86.26
---------------	------------------------------

CONCEALED SHOWER SPINDLE EXTENSION



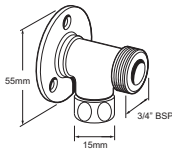
INLET CONNECTIONS: 1/2" BSP	<ul style="list-style-type: none">• To suit Methven concealed 1D & 2D showers• Allows additional 30mm mounting depth
WORKING PRESSURE: 0.35 - 5.0 bar	
XTS1D2D Chrome	Ex.VAT £101.59 Inc.VAT £121.91
XTS1D2DBK Matte Black	Ex.VAT £115.20 Inc.VAT £138.24

WASTES & SPARES

SHOWER SPARES

EXPOSED ELBOWS FOR BAR SHOWERS

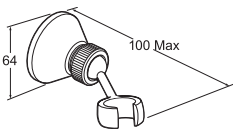
• Sold in pairs



SPE04 Chrome

Ex.VAT £45.24 Inc.VAT £54.29

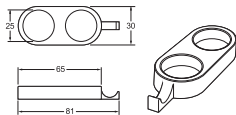
WALL BRACKET - CHROME



SPE06 Chrome

Ex.VAT £21.91 Inc.VAT £26.29

HOSE RETAINER

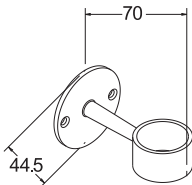


SPE08 Chrome

Ex.VAT £4.95 Inc.VAT £5.95

HOSE RETAINER WALL MOUNTED

• Brass construction



SPE09 Chrome

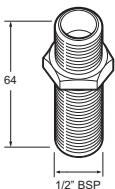
Ex.VAT £13.43 Inc.VAT £16.11



BRASS STRAIGHT NIPPLE AND BACK NUT 1/2"

INLET CONNECTIONS:
1/2" BSP

- Converts female 1/2" BSP to male 1/2" BSP

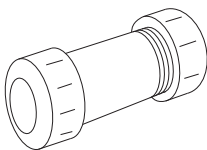


SPE13 Brass

Ex.VAT **£9.90** Inc.VAT **£11.87**

15MM BRASS NON RETURN VALVE

- Prevents water backflow



NRV15 Brass

Ex.VAT **£4.95** Inc.VAT **£5.95**

STR3AM REPLACEMENT FILTER

- Carbon Polyphosphate Filter
- To Suit WFMS001



FILTER 001 White

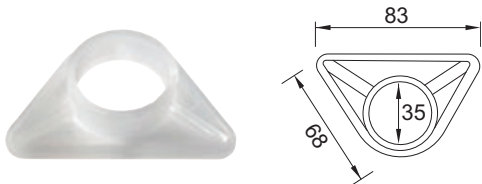
Ex.VAT **£28.99** Inc.VAT **£34.79**

WASTES & SPARES

TAP SPARES

UNDER SINK MOUNTING TRIANGLE

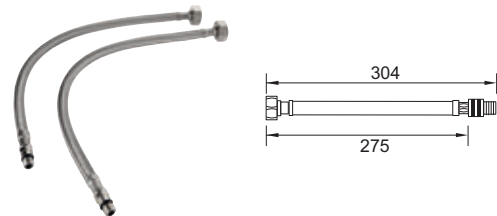
- Provides a thicker mounting surface for tap fixing



USMT Plastic Ex.VAT £6.34 Inc.VAT £7.61

10MM TO 1/2" BSP FLEXI TAILS

- Sold in pairs

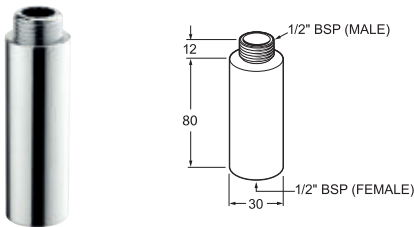


DSP FCH10 Chrome Ex.VAT £14.91 Inc.VAT £17.89

80MM WALL EXTENSIONS

INLET CONNECTIONS:
1/2" BSP

- Sold in singles
- For use with bib taps

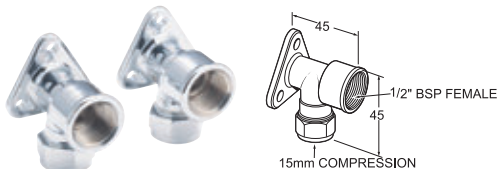


095 80MM Chrome Ex.VAT £44.53 Inc.VAT £53.43

WALL EXTENSIONS

INLET CONNECTIONS:
15mm Compression

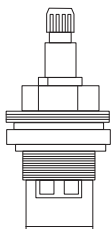
- Sold in pairs
- For use with bib taps



095 WALL EXT Chrome Ex.VAT £89.04 Inc.VAT £106.85

VALVE TO SUIT DLT RANGE 1/2"

- Sold in pairs - dispatched as 1 hot and 1 cold valve

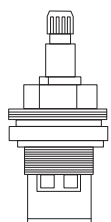


CDV001 Brass

Ex.VAT £26.16 Inc.VAT £31.39

VALVE TO SUIT DLT RANGE 3/4"

- Sold in pairs - dispatched as 1 hot and 1 cold valve

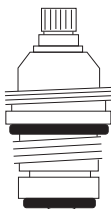


CDV200 Brass

Ex.VAT £42.75 Inc.VAT £51.30

STANDARD VALVE 1/2"

- Sold in pairs - dispatched as 1 hot and 1 cold valve



V2 Brass

Ex.VAT £11.30 Inc.VAT £13.55

WASTES & SPARES

TAP SPARES

CHROME PLATED HANDLE OPTION

- Sold in pairs



DCM179 Chrome

Ex.VAT £9.20 Inc.VAT £11.04

PROFILE ACRYLIC TAP HEAD

- Sold in pairs



DAC179 Acrylic

Ex.VAT £7.07 Inc.VAT £8.49

CARE INDICE

- Suitable for use with DLT and DLV codes
- Full colour indices and raised H and C lettering
- Ideal for the care market and for users with impaired vision
- Sold in pairs



SP01/CARE DLT

Ex.VAT £2.80 Inc.VAT £3.36

LEVER ACTION 3" LEVER HANDLE OPTION

- Sold in pairs



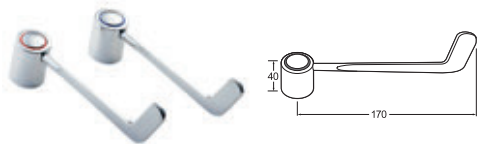
DLV001 Chrome

Ex.VAT £21.65 Inc.VAT £25.98



LEVER ACTION 6 LEVER HANDLE OPTION

- Included with products showing DLV codes
- Sold in pairs



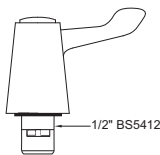
DLV002 Chrome

Ex.VAT **£43.14** Inc.VAT **£51.77**

LEVER ACTION 3 CONVERSION KIT

INLET CONNECTIONS:
1/2" BSP
WORKING PRESSURE:
0.2 - 5.0 bar

- Sold in pairs
- Suitable to replace BS5412 basin, sink and bath taps



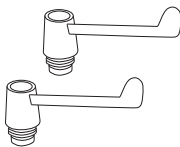
DLTKIT Chrome

Ex.VAT **£50.24** Inc.VAT **£60.30**

LEVER ACTION 6" CONVERSION KIT

INLET CONNECTIONS:
1/2" BSP
WORKING PRESSURE:
0.2 - 5.0 bar

- Sold in pairs
- Suitable to replace BS5412 basin, sink and bath taps



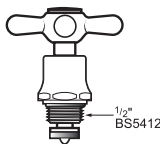
DLVKIT Chrome

Ex.VAT **£48.35** Inc.VAT **£58.02**

PERIOD STYLE CONVERSION KIT

WORKING PRESSURE:
0.1 - 5.0 bar

- Sold in pairs
- Suitable to replace BS5412 basin, sink and bath taps



VIC CONV.KIT Chrome

Ex.VAT **£38.88** Inc.VAT **£46.66**

WASTES & SPARES

TAP SPARES

REPLACEMENT KIT TO SUIT NCT001 BASIN TAPS



INLET CONNECTIONS:
1/2" BSP
WORKING PRESSURE:
0.1 - 5.0 bar

- To suit NCT001 & CORM03



NCTKIT Chrome Ex.VAT **£37.80** Inc.VAT **£45.35**

DCM179(PR) + V2(PR)



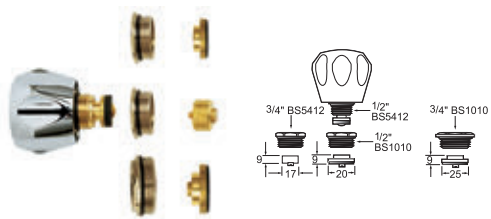
INLET CONNECTIONS:
1/2" BSP
WORKING PRESSURE:
0.1 - 5.0 bar

- Sold in pairs



DCMK001 Chrome Ex.VAT **£15.51** Inc.VAT **£18.61**

UNIVERSAL CONVERSION KIT

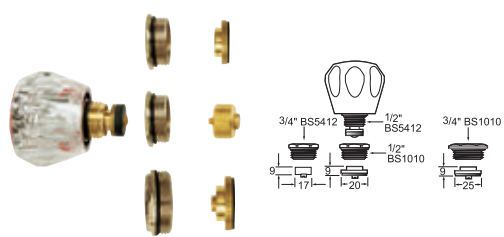


WORKING PRESSURE:
0.1 - 5.0 bar

- Sold in pairs
- Suitable to replace BS5412 basin, sink and bath taps
- BS1010

MCK001 Chrome Ex.VAT **£25.44** Inc.VAT **£30.52**

UNIVERSAL CONVERSION KIT - ACRYLIC HANDLE



WORKING PRESSURE:
0.1 - 5.0 bar

- Sold in pairs
- Suitable to replace BS5412 basin, sink and bath taps
- BS1010



ACK001 Acrylic Ex.VAT **£24.75** Inc.VAT **£29.70**

LOOKING AFTER OUR CUSTOMERS



INDEX OF PRODUCTS

Code	Description	Ex.VAT	Inc.VAT	Page
095 80MM	80mm Wall Extensions - Chrome	£44.53	£53.43	168
095 WALL EXT	Wall Extensions - Chrome	£89.04	£106.85	168
095X	Cross Handle Bib Taps - Chrome	£35.34	£42.41	150
181X	Cross Handle Basin Taps - Chrome	£35.34	£42.41	132
182X	Cross Handle Bath Taps - Chrome	£37.45	£44.95	132
183X	Cross Handle Sink Taps - Chrome	£38.88	£46.66	148
ACK001	Universal Conversion Kit - Acrylic Handle	£24.75	£29.70	172
ADORE101	Adore Basin Taps - Chrome	£61.62	£73.94	120
ADORE101/501	Adore Basin Taps - Gold	£97.79	£117.35	120
ADORE102	Adore Bath Taps - Chrome	£77.00	£92.40	121
ADORE102/501	Adore Bath Taps - Gold	£106.35	£127.62	121
ADORE106	Adore Deck Mounted Bath Shower Mixer - Chrome	£146.69	£176.02	121
ADORE106/501	Adore Deck Mounted Bath Shower Mixer - Gold	£220.04	£264.04	121
ADORE108	Adore Deck Mounted Bath Filler - Chrome	£123.21	£147.85	121
ADORE108/501	Adore Deck Mounted Bath Filler - Gold	£181.88	£218.26	121
ADORE113	Adore Mono Basin Mixer - Chrome	£85.07	£102.09	120
ADORE113/501	Adore Mono Basin Mixer - Gold	£129.07	£154.88	120
ADORE171	Adore Mono Sink Mixer - Chrome	£115.88	£139.06	138
ADORE171F	Adore Mono Sink Mixer - Chrome	£115.88	£139.06	138
ADORE313	Adore Mini Mono Basin Mixer - Chrome	£61.62	£73.94	120
ADORE313C	Adore Mini Mono Basin Mixer - Chrome	£74.61	£89.54	120
AIR1HSCPWHLK	Airstream Handset - Chrome & White	£42.32	£50.79	30
AMBSK	Amio Basin Mixer - Matte Black	£138.24	£165.89	25
AMBSK	Amio Basin Mixer - Matte Black	£138.24	£165.89	70
AMBCPUK	Amio Basin Mixer - Chrome	£100.80	£120.96	70
AMFBK	Amio Bath Filler - Matte Black	£207.36	£248.84	25
AMFBK	Amio Deck Mounted Bath Filler - Matte Black	£207.36	£248.84	70
AMFCPUK	Amio Deck Mounted Bath Filler - Chrome	£153.59	£184.32	70
AMBSBK	Amio Mini Basin Mixer - Matte Black	£108.87	£130.65	25
AMBSBK	Amio Mini Basin Mixer - Matte Black	£108.87	£130.65	70
AMBMCPUK	Amio Mini Basin Mixer - Chrome	£80.64	£96.77	70
AMBSMBK	Satinjet Amio Bath Shower Mixer - Matte Black	£264.96	£317.95	26
AMBSMBK	Satinjet Amio Deck Mounted Bath Shower Mixer - Matte Black	£264.96	£317.95	71
AMBSMCPUK	Satinjet Amio Deck Mounted Bath Shower Mixer - Chrome & Graphite	£195.84	£235.01	71
AMTBBK	Amio Tall Basin Mixer - Matte Black	£186.63	£223.95	25
AMTBBK	Amio Tall Basin Mixer - Matte Black	£186.63	£223.95	70
AMTBCPUK	Amio Tall Basin Mixer - Chrome	£144.00	£172.80	70
AOCTSCPUK	Aurajet Aio Cool To Touch Bar Mixer Shower Kit - Chrome	£335.43	£402.52	35
AOCTSEFCP	Aurajet Aio Cool To Touch Bar Mixer With Easy Fit Shower Kit - Chrome	£333.40	£400.08	36
AOHSCPUK	Aurajet Aio Handset - Chrome	£98.40	£118.08	28
AOKCTSEDEF	Aurajet Aio Cool To Touch Bar Shower With Diverter - Chrome	£403.84	£484.61	35
AOSCPUK	Aurajet Aio Overhead Shower - Chrome	£275.33	£330.39	33
AOSRCPUK	Aurajet Aio Rail Shower - Chrome	£220.03	£264.03	34
AOSSCPUK	Aurajet Aio Shower System - Chrome	£662.32	£794.79	33

Code	Description	Ex.VAT	Inc.VAT	Page
ARM004	Square Ceiling Shower Arm 200mm - Chrome	£52.30	£62.76	94
ARM005BK	Ceiling Mounted Shower Arm - Matte Black	£62.70	£75.24	17
ARM005BK	Ceiling Mounted Shower Arm 200mm - Matte Black	£62.70	£75.24	56
ARM005CP	Ceiling Mounted Shower Arm 200mm - Chrome	£41.80	£50.16	94
ARM006BK	Ceiling Mounted Shower Arm 300mm - Matte Black	£73.15	£87.78	18
ARM006BK	Ceiling Mounted Shower Arm 300mm - Matte Black	£73.15	£87.78	56
ARM006CP	Ceiling Mounted Shower Arm 300mm - Chrome	£52.25	£62.70	56
ARM007BK	Ceiling Mounted Shower Arm 500mm - Matte Black	£83.60	£100.32	18
ARM007BK	Ceiling Mounted Shower Arm 500mm - Matte Black	£83.60	£100.32	57
ARM007CP	Ceiling Mounted Shower Arm 500mm - Chrome	£62.70	£75.24	57
ARMW02	Round Shower Arm - Chrome	£31.79	£38.14	95
ARMW05	Square Shower Arm - Chrome	£60.08	£72.09	95
ARMW06BK	Over Head Wall Shower Arm - Matte Black	£73.15	£87.78	19
ARMW06BK	Over Head Wall Shower Arm - Matte Black	£73.15	£87.78	56
ARMW06CP	Over Head Wall Shower Arm - Chrome	£52.25	£62.70	56
AVSH001	Anti-Vandal Shower Head - Chrome	£89.04	£106.85	153
AVSH002	Anti-Vandal Shower System - Chrome	£189.03	£226.84	153
BRBBKUK	Breeze Basin Mixer - Matte Black	£187.72	£225.27	24
BRBBKUK	Breeze Basin Mixer - Matte Black	£187.72	£225.27	66
BRBCPUK	Breeze Basin Mixer - Chrome	£144.71	£173.66	66
BRBSMCPUK	Satinjet Breeze Bath Shower Mixer - Chrome & Graphite	£245.68	£294.82	66
BRWBK	Breeze Basin Mixer - Matte Black with press top waste	£223.38	£268.05	24
BRWBK	Breeze Basin Mixer - Matte Black with press top waste	£223.38	£268.05	66
BRWMBK	Breeze Wall Mounted Basin Mixer - Matte Black	£235.44	£304.14	24
BRWMBK	Breeze Wall Mounted Basin Mixer - Matte Black	£253.44	£304.14	66
BRWMBCP	Breeze Wall Mounted Basin Mixer - Chrome	£190.09	£228.10	66
BTN104	Bridon Mono Sink Mixer - Chrome	£192.99	£231.59	139
BTW404/017	1½" Bath Tidy Waste - Chrome	£24.02	£28.83	163
CDN104	Camden Mono Sink Mixer - Chrome	£166.16	£199.39	137
CDV001	Valve To Suit DLT Range ½" - Brass	£26.16	£31.39	169
CDV200	Valve To Suit DLT Range ¾" - Brass	£42.75	£51.30	169
CMS191	Profile Contract Mono Sink Mixer - Chrome	£78.45	£94.13	142
CNTL01	Lever Action Basin Taps - Chrome	£46.65	£55.98	131
CNTL02	Lever Action Bath Taps - Chrome	£53.70	£64.45	131
CNTL03	Lever Action Contract Sink Pillar Taps - Chrome	£53.70	£64.45	149
COMBMEF	Combi Bar Shower With Multi Mode Kit - Chrome	£204.30	£245.17	79
COMBS	Combi Bar Shower With Single Mode Kit - Chrome	£135.43	£162.51	79
CORM03	Non Convulsive Self Closing Pillar Basin Tap - Chrome	£37.45	£44.95	152
CR19	Coronation Basin Taps - Chrome	£89.04	£106.85	124
CR19/501	Coronation Basin Taps - Gold	£121.74	£146.09	124
CR20	Coronation Bath Taps - Chrome	£111.68	£134.01	124
CR20/501	Coronation Bath Taps - Gold	£145.22	£174.26	124
CR23	Coronation Pillar Mounted Bath Shower Mixer - Chrome	£371.04	£445.24	124
CR23/501	Coronation Pillar Mounted Bath Shower Mixer - Gold	£458.38	£550.06	124



INDEX OF PRODUCTS

Code	Description	Ex.VAT	Inc.VAT	Page
CR24	Coronation Mono Basin Mixer With Pop Up Waste - Chrome	£185.87	£223.04	124
CR24/501	Coronation Mono Basin Mixer With Pop Up Waste - Gold	£236.90	£284.28	124
CR27A	Coronation High Neck Sink Taps - Chrome	£102.47	£122.97	148
CR305	Coronation Bridge Sink Mixer - Chrome	£246.64	£295.96	144
CR305/501	Coronation Bridge Sink Mixer - Gold	£299.97	£359.96	144
CTBV02	Cool to Touch Bar Valve - Chrome	£135.26	£162.31	53
CTBV03	Cool to Touch Bar Valve - Chrome	£120.31	£144.37	53
DAC179	Profile Acrylic Top Head - Acrylic	£7.07	£8.49	170
DCM SPEC101	Profile Basin Taps - Chrome	£30.40	£36.48	134
DCM SPEC102	Profile Bath Taps - Chrome	£32.52	£39.02	135
DCM SPEC103	Profile Sink Taps - Chrome	£38.15	£45.78	149
DCM SPEC105	Profile Deck Mounted Sink Mixer - Chrome	£70.67	£84.81	147
DCM101	Profile Basin Taps - Chrome	£26.87	£32.24	134
DCM101/501	Profile Basin Taps - Gold	£57.21	£68.66	134
DCM102	Profile Bath Taps - Chrome	£28.99	£34.79	135
DCM102/501	Profile Bath Taps - Gold	£59.41	£71.29	135
DCM103	Profile Sink Taps - Chrome	£34.64	£41.57	149
DCM104	Profile Mono Sink Mixer - Chrome	£78.45	£94.13	143
DCM105	Profile Deck Mounted Sink Mixer - Chrome	£67.14	£80.57	147
DCM106	Profile Deck Mounted Bath Shower Mixer - Chrome	£108.84	£130.60	135
DCM106/501	Profile Deck Mounted Bath Shower Mixer - Gold	£186.29	£223.55	135
DCM108	Profile Deck Mounted Bath Filler - Chrome	£86.21	£103.46	135
DCM108/501	Profile Deck Mounted Bath Filler - Gold	£148.14	£177.76	135
DCM113	Profile Mono Basin Mixer With Pop Up Waste - Chrome	£72.79	£87.35	134
DCM113/501	Profile Mono Basin Mixer With Pop Up Waste - Gold	£119.55	£143.46	134
DCM179	Chrome Plated Handle Option - Chrome	£9.20	£11.04	170
DCMK001	DCM179(P) + V2(P) - Chrome	£15.51	£18.61	172
DCP124/004	Profile Mono Sink Mixer - Beige	£103.90	£124.69	143
DCP124/005	Profile Mono Sink Mixer - White	£103.90	£124.69	143
DCTSDEF	Dynamic Cool to Touch Bar Shower with Diverter - Chrome	£391.51	£469.81	76
DLT SPEC101	Lever Action Basin Taps - Chrome	£45.93	£55.11	130
DLT SPEC102	Lever Action Bath Taps - Chrome	£50.18	£60.21	130
DLT SPEC103	Lever Action Sink Taps - Chrome	£50.18	£60.21	149
DLT SPEC105	Lever Action Deck Mounted Sink Mixer - Chrome	£91.18	£109.41	146
DLT SPEC106	Lever Action Deck Mounted Bath Shower Mixer - Chrome	£147.71	£177.25	130
DLT095	Lever Action 3" Bib Taps - Chrome	£69.05	£82.87	149
DLT101	Lever Action Basin Taps - Chrome	£42.41	£50.89	130
DLT102	Lever Action Bath Taps - Chrome	£46.65	£55.98	130
DLT103	Lever Action Sink Taps - Chrome	£46.65	£55.98	149
DLT104	Lever Action Mono Sink Mixer - Chrome	£117.31	£140.77	142
DLT105	Lever Action Deck Mounted Sink Mixer - Chrome	£87.64	£105.17	146
DLT106	Lever Action Deck Mounted Bath Shower Mixer - Chrome	£144.18	£173.01	130
DLT108	Lever Action Deck Mounted Bath Filler - Chrome	£118.72	£142.46	131
DLT113	Lever Action Mono Basin Mixer With Pop Up Waste - Chrome	£102.47	£122.97	130

Code	Description	Ex.VAT	Inc.VAT	Page
DLT172	Lever Action Deck Mounted Sink Mixer - Chrome	£139.70	£167.64	147
DLT305B	Lever Action 3" Bridge Sink Mixer - With Adjustable Centres - Chrome	£168.21	£201.85	144
DLTKIT	Lever Action 3" Conversion Kit - Chrome	£50.24	£60.30	171
DLV001	Lever Action 3" Lever handle option - Chrome	£21.65	£25.98	170
DLV002	Lever Action 6" Lever handle option - Chrome	£43.14	£51.77	171
DLV095	Lever Action 6" Bib Taps - Chrome	£59.88	£71.85	150
DLV101	Lever Action Basin Taps - Chrome 6" Lever	£86.93	£104.32	130
DLV102	Lever Action Bath Taps - Chrome 6" Lever	£91.18	£109.41	130
DLV103	Lever Action Sink Taps - Chrome 6" Levers	£91.18	£109.41	149
DLV105	Lever Action Deck Mounted Sink Mixer - Chrome 6" Levers	£133.58	£160.30	146
DLV305B	Lever Action 6" Lever Bridge Sink Mixer With Adjustable Centres - Chrome	£222.63	£267.15	144
DLV305WM	Lever Wall Mounted Bridge Sink Mixer 6" Levers - Chrome	£230.40	£276.49	145
DLVKIT	Lever Action 6" Conversion Kit - Chrome	£48.35	£58.02	171
DSP FCH10	10mm to 1/2" BSP Flexi Tails - Chrome	£14.91	£17.89	168
DUSMCP	Dunston Sink Mixer - Chrome	£219.45	£263.34	73
DW300	1 1/4" Basin Slotted Waste - Chrome	£7.07	£8.49	161
DW300/017	1 1/4" Basin Slotted Waste - Chrome	£11.30	£13.55	162
DW300/501	1 1/4" Basin Slotted Waste - Gold	£41.07	£49.28	162
DW404/017	1 1/2" Bath Waste - Brass Body - Chrome	£19.08	£22.90	164
DW404/501	1 1/2" Bath Waste - Brass Body - Gold	£49.15	£58.98	164
DYN 106	Dynamic Pillar Mounted Thermostatic Bath Shower Mixer - Chrome	£296.83	£356.20	155
EDGE118	Edge Mono Sink Mixer - Chrome	£252.30	£302.77	136
EFSR007	Easy Fit Shower Rail - Chrome	£63.36	£76.03	54
EKIT01/A	Airstream 3 Mode Easy Fit Shower Kit - Chrome & White	£98.26	£117.92	54
EKIT04/M	Salinjet Maku Easy Fit Shower Kit - Chrome & Graphite	£104.24	£125.09	46
EKIT05/K	Salinjet Kiri Easy Fit Shower Kit - Chrome & Graphite	£107.82	£129.39	45
EKIT06/AIO	Aurajet Aio Easy Fit Shower Kit - Chrome	£162.97	£195.56	34
EKIT08/KH	Salinjet Kaha Easy Fit Shower Kit - Chrome	£144.00	£172.80	37
EKIT09/KR	Salinjet Kiri MK2 Easy Fit Shower Kit - Chrome	£110.39	£132.47	44
ELAN101	Elan Basin Taps - Chrome	£89.04	£106.85	108
ELAN102	Elan Bath Taps - Chrome	£103.90	£124.69	108
ELAN106/DM	Elan Deck Mounted Bath Shower Mixer - Chrome	£176.70	£212.04	109
ELAN108	Elan Deck Mounted Bath Filler - Chrome	£141.36	£169.62	109
ELAN113	Elan Mono Basin Mixer - Chrome	£126.50	£151.80	108
ELAN313	Elan Mini Mono Basin Mixer - Chrome	£105.32	£126.38	108
ELSMBK	Ellesmere Sink Mixer - Matte Black	£240.35	£288.42	73
ELSMCP	Ellesmere Sink Mixer - Chrome	£209.00	£250.80	73
ETH104	Ethos Mono Sink Mixer - Chrome	£155.08	£186.09	137
ETH106	Ethos Deck Mounted Bath Shower Mixer - Chrome	£172.80	£207.36	116
ETH108	Ethos Deck Mounted Bath Filler - Chrome	£134.41	£161.29	116
ETH113	Ethos Mono Basin Mixer - Chrome	£95.99	£115.19	116
ETH313	Ethos Mini Mono Basin Mixer - Chrome	£70.28	£84.33	116
FILTER 001	Str3Am Mono Water Filter - White	£28.99	£34.79	136

INDEX OF PRODUCTS

Code	Description	Ex.VAT	Inc.VAT	Page
FILTER 001	Str3Am Replacement Filter - White	£28.99	£34.79	167
FOV412	1¾" Sink Waste With Overflow - Chrome	£8.47	£10.17	164
FOV414	1½" Bath Waste - Plastic Body - Chrome	£7.77	£9.33	163
FTW300/017	1¼" Basin Slotted Flip Top Waste - Chrome	£29.68	£35.61	161
GE01	Georgian Basin Taps - Chrome	£111.68	£134.01	122
GE01/501	Georgian Basin Taps - Gold	£145.22	£174.26	122
GE02	Georgian Bath Taps - Chrome	£133.58	£160.30	122
GE02/501	Georgian Bath Taps - Gold	£167.95	£201.54	122
GE03	Georgian Pillar Mounted Bath Shower Mixer - Chrome	£489.77	£587.73	122
GE03/501	Georgian Pillar Mounted Bath Shower Mixer - Gold	£581.58	£697.90	122
GE0305	Georgian Bridge Sink Mixer - Chrome	£245.25	£294.30	144
GE04	Georgian Mono Basin Mixer With Pop Up Waste - Chrome	£222.63	£267.15	122
GE04/501	Georgian Mono Basin Mixer With Pop Up Waste - Gold	£275.03	£330.04	122
GE08	Georgian Pillar Mounted Bath Filler - Chrome	£341.36	£409.63	123
GE08/501	Georgian Pillar Mounted Bath Filler - Gold	£412.92	£495.51	123
GEOCC01	Georgian Concealed Concentric Shower With Single Mode Kil - Chrome	£694.93	£833.91	84
GEOCE02	Georgian Exposed Concentric Shower With Single Mode Kil - Chrome	£674.03	£808.83	84
GEOCONC	Georgian Concealed Concentric Shower - Chrome	£579.98	£695.97	85
GEOCONEX	Georgian Exposed Concentric Shower - Chrome	£559.08	£670.89	85
HANM04	5 Mode Handset - Chrome	£30.40	£36.48	91
HANM09	3 Mode Handset 100mm - Chrome	£29.43	£35.31	92
HANM09BK	Airstream 3 Mode Handset - Matte Black	£57.60	£69.12	19
HANS03	Traditional Single Mode Handset - Chrome	£40.27	£48.33	91
HASMCP	Hawel Sink Mixer - Chrome	£198.55	£238.26	73
HEAH01	2" (50mm) Brass Shower Head With Swivel Joint - Chrome	£23.31	£27.97	90
HEAH02	5" (125mm) Traditional Shower Head With Swivel Joint - Chrome	£58.91	£70.68	90
HEAH02/G	5" (125mm) Traditional Shower Head With Swivel Joint - Gold	£91.68	£110.02	90
HEAH06	Krome 8" (200mm) Fixed Head With Swivel Joint - Chrome	£53.00	£63.60	91
HEAH07	8" (200mm) Fixed Head With Swivel Joint - Chrome	£64.77	£77.73	91
HEAH08BK	300mm Round Rain Shower - Matte Black	£229.90	£275.88	15
HEAH08BK	300mm Round Rain Shower - Matte Black	£229.90	£275.88	32
HEAH08CP	300mm Round Rain Shower - Chrome	£188.10	£225.72	32
HEAH09BK	300mm Square Rain Shower - Matte Black	£261.25	£313.50	16
HEAH09BK	300mm Square Rain Shower - Matte Black	£261.25	£313.50	32
HEAH09CP	300mm Square Rain Shower - Chrome	£219.45	£263.34	32
HEAH10BK	200mm Round Rain Shower - Matte Black	£198.55	£238.26	16
HEAH10BK	200mm Round Rain Shower - Matte Black	£198.55	£238.26	32
HEAH10CP	200mm Round Rain Shower - Chrome	£156.75	£188.10	32
HEAH11BK	200mm Square Rain Shower - Matte Black	£229.90	£275.88	17
HEAH11BK	200mm Square Rain Shower - Matte Black	£229.90	£275.88	32
HEAH11CP	200mm Square Rain Shower - Chrome	£188.10	£225.72	32
HOS1.5CP501	Standard Bore Hose - Chrome (1.5m)	£14.14	£16.97	97
HOS1.5CP501/G	Standard Bore Hose - Gold (1.5m)	£42.80	£51.36	97

Code	Description	Ex.VAT	Inc.VAT	Page
HOS1.5PVS07	Smooth Shower Hose - Chrome (1.5m)	£30.40	£36.48	58
HOS1.5PVS07	Smooth Shower Hose - Chrome (1.5m)	£30.40	£36.48	96
HOS2.0CP503	Standard Bore Hose - Chrome (2m)	£26.87	£32.24	97
HOSE2.0	Smooth Shower Hose - Chrome (2m)	£35.34	£42.41	58
IND104	Indi Mono Sink Mixer - Chrome	£177.23	£212.68	137
INS101	Insignia Basin Taps - Chrome	£89.04	£106.85	112
INS102	Insignia Bath Taps - Chrome	£103.90	£124.69	113
INS106	Insignia Deck Mounted Bath Shower Mixer - Chrome	£185.87	£223.04	113
INS108	Insignia Deck Mounted Bath Filler - Chrome	£163.25	£195.90	113
INS113	Insignia Mono Basin Mixer - Chrome	£118.72	£142.46	112
INS120	Insignia Mono Basin Mixer - Chrome	£118.72	£142.46	112
INS313	Insignia Mini Mono Basin Mixer - Chrome	£84.80	£101.76	112
K1MSK	Saltijet Kiri Shower Kit - Chrome & Graphite	£93.44	£112.13	44
KAHA 113	Kaha Basin Mixer With Swivel Base - Chrome	£196.30	£235.56	61
KAHA 1D	Kaha 1 Direction Concealed Shower - Chrome (Brass)	£355.30	£426.36	48
KAHA 1DA	Kaha 1 Direction Concealed Shower - Chrome (ABS plate)	£308.28	£369.93	48
KAHA 1DBK	Kaha 1 Direction Concealed Shower - Matte Black	£438.90	£526.68	20
KAHA 2D	Kaha 2 Direction Concealed Shower - Chrome (Brass)	£412.78	£495.33	48
KAHA 2DA	Kaha 2 Direction Concealed Shower - Chrome (ABS plate)	£365.75	£438.90	48
KAHA 2DBK	Kaha 2 Direction Concealed Shower - Matte Black	£496.38	£595.65	20
KAHA 3D	Kaha 3 Direction Concealed Shower - Chrome (Brass)	£569.53	£683.43	49
KAHA 3DA	Kaha 3 Direction Concealed Shower - Chrome (ABS plate)	£522.50	£627.00	49
KAHA 3DBK	Kaha 3 Direction Concealed Shower - Matte Black	£653.13	£783.75	21
KCTS	Saltijet Kiri Cool To Touch Bar Shower - Chrome & Graphite	£226.44	£271.72	41
KCTSDEF	Saltijet Kiri Cool To Touch Bar Shower with Diverter - Chrome & Graphite	£447.59	£537.11	40
KEBCPUK	Kea Mono Basin Mixer - Chrome	£122.28	£146.73	64
KEBFCPUK	Kea Bath Filler - Chrome	£178.37	£214.05	64
KEBMCPUK	Kea Mini Basin Mixer - Chrome	£111.07	£133.29	64
KEBSMCPUK	Saltijet Kea Bath Shower Mixer - Chrome & Graphite	£212.02	£254.43	65
KESBS	Kestrel MK2 Cool To Touch Bar Shower with Multi Mode Kil - Chrome	£146.07	£175.28	80
KHCTADEF	Saltijet Kaha Cool To Touch Bar Shower With Diverter - Chrome	£544.32	£653.19	36
KHCTSEFCP	Saltijet Kaha Cool To Touch Bar Mixer With Easy Fit Shower Kit - Chrome	£257.08	£308.50	37
KHHSCPUK	Saltijet Kaha Handset - Chrome	£75.50	£90.60	28
KHSBK	Airstream Hand Shower - Matte Black	£122.11	£146.53	14
KHWSCPUK	Saltijet Kaha Shower Rose - Chrome	£80.90	£97.08	28
KIRI 1D	Kiri 1 Direction Concealed Shower - Chrome (Brass)	£355.30	£426.36	50
KIRI 1DA	Kiri 1 Direction Concealed Shower - Chrome (ABS plate)	£308.28	£369.93	50
KIRI 2D	Kiri 2 Direction Concealed Shower - Chrome (Brass)	£412.78	£495.33	50
KIRI 2DA	Kiri 2 Direction Concealed Shower - Chrome (ABS plate)	£365.75	£438.90	50
KIRI 3D	Kiri 3 Direction Concealed Shower - Chrome (Brass)	£569.53	£683.43	51
KIRI 3DA	Kiri 3 Direction Concealed Shower - Chrome (ABS plate)	£522.50	£627.00	51
KITM03	5 Mode Shower Kit - Chrome	£67.14	£80.57	89



INDEX OF PRODUCTS

Code	Description	Ex.VAT	Inc.VAT	Page
KITS09	Minimalist Rigid Riser Kit With Diverter To Fixed Head and Handset - Chrome	£267.84	£321.41	90
KITS11	Period Style Shower Kit - Chrome	£149.13	£178.96	90
KK1	Satinjet Kiri Shower Kit - Chrome & Graphite	£66.20	£79.44	44
KLFCITSEFCP	Satinjet Kiri Low Flow Cool To Touch Bar Shower With Easy Fit Shower Kit - Chrome	£268.68	£322.42	42
KMKIT	3 Mode Shower Kit - Chrome	£100.11	£120.13	89
KMKITBK	Airstream Rail Shower - Matte Black	£125.33	£150.40	14
KRCTADEF	Satinjet Kiri MK2 Cool To Touch Bar Shower With Diverter - Chrome	£499.20	£599.04	40
KRCTSEFCP	Satinjet Kiri MK2 Cool To Touch Bar Shower With Easy Fit Shower Kit - Chrome	£245.39	£294.47	41
KRHSCPUK	Satinjet Kiri MK2 Handset - Chrome	£38.39	£46.07	29
KRLFCITSEFLP	Satinjet Kiri Low Flow MK2 Cool To Touch Bar Shower With Easy Fit Shower Kit - Chrome	£268.68	£322.42	42
KRLFHSCP	Satinjet Kiri Low Flow MK2 Handset - Chrome	£38.39	£46.07	29
KRLFWSCP	Satinjet Kiri Low Flow MK2 Shower Rose - Chrome	£38.39	£46.07	29
KRWSCPUK	Satinjet Kiri MK2 Shower Rose - Chrome	£38.39	£46.07	29
KSABK	Wall Mounted Shower Arm and Head - Matte Black	£108.49	£130.19	15
LACCMANMO2	Lace Manual Shower Valve With Single Mode Kit - Chrome	£193.62	£232.35	87
LACE101	Lace Basin Taps - Chrome	£61.62	£73.94	118
LACE102	Lace Bath Taps - Chrome	£77.00	£92.40	118
LACE106	Lace Deck Mounted Bath Shower Mixer - Chrome	£146.69	£176.02	119
LACE108	Lace Deck Mounted Bath Filler - Chrome	£123.21	£147.85	119
LACE113	Lace Mono Basin Mixer - Chrome	£85.07	£102.09	118
LACE171	Lace Mono Sink Mixer - Chrome	£115.88	£139.06	138
LACE313	Lace Mini Mono Basin Mixer - Chrome	£61.62	£73.94	118
LACVMANMO3	Lace Manual Shower Valve - Chrome	£139.35	£167.22	87
LACVMANMO3/G	Lace Manual Shower Valve - Gold	£168.69	£202.44	87
LEV104	Lever Mono Sink Mixer - Chrome	£81.98	£98.38	142
LEV104/BC	Lever Mono Sink Mixer - Brushed Chrome	£139.70	£167.64	142
MAHPCPUK	Satinjet Maku Handset - Chrome & Graphite	£27.93	£33.52	30
MAS MCP	Matheson Sink Mixer - Chrome	£229.90	£275.88	73
MCKO01	Universal Conversion Kit - Chrome	£25.44	£30.52	172
MCTS	Satinjet Maku Cool To Touch Bar Shower - Chrome & Graphite	£168.27	£201.91	46
MET172	Metropolis Mono Sink Mixer - Chrome	£169.61	£203.53	140
MET172/BC	Metropolis Mono Sink Mixer - Brushed Chrome	£227.32	£272.79	140
METHSQELB	Square Wall Union - Chrome	£61.69	£74.03	57
METHSQELB	Square Wall Union - Chrome	£61.69	£74.03	96
MH1	Microphone Handset - Chrome (Brass)	£44.87	£53.85	31
MILAN101	Milan Basin Taps - Chrome	£42.41	£50.89	128
MILAN102	Milan Bath Taps - Chrome	£47.36	£56.83	128
MILAN103	Milan Sink Taps - Chrome	£52.30	£62.76	148
MILAN104	Milan Mono Sink Mixer - Chrome	£121.55	£145.86	141
MILAN105	Milan Deck Mounted Sink Mixer - Chrome	£91.89	£110.27	146
MILAN106	Milan Deck Mounted Bath Shower Mixer - Chrome	£148.42	£178.11	128
MILAN108	Milan Deck Mounted Bath Filler - Chrome	£133.58	£160.30	129
MILAN113	Milan Mono Basin Mixer With Pop Up Waste - Chrome	£103.90	£124.69	128
MILAN172	Milan Deck Mounted Sink Mixer - Chrome	£142.23	£170.68	146

Code	Description	Ex.VAT	Inc.VAT	Page
MK1	Satinjet Maku Shower Kit - Chrome & Graphite	£60.57	£72.68	47
MOT101	Motif Basin Taps - Chrome	£89.04	£106.85	114
MOT102	Motif Bath Taps - Chrome	£103.90	£124.69	114
MOT106	Motif Deck Mounted Bath Shower Mixer - Chrome	£185.87	£223.04	114
MOT108	Motif Deck Mounted Bath Filler - Chrome	£163.25	£195.90	115
MOT113	Motif Mono Basin Mixer - Chrome	£118.72	£142.46	114
MSBV01	Square Bar Valve - Chrome	£161.29	£193.54	52
NCT001	Non Concussive Pre-Set Basin Taps - Chrome	£81.98	£98.38	152
NCT002	Non Concussive Pre-Set Exposed Shower Valve - Chrome	£89.04	£106.85	152
NCT003	Non Concussive Pre-Set Recessed Shower Valve - Chrome	£96.81	£116.17	153
NCKIT	Replacement kit to suit NCT001 Basin taps - Chrome	£37.80	£45.35	172
NEL104	Nelson Mono Sink Mixer - Chrome	£138.24	£165.89	141
NRV15	15mm Brass Non Return Valve - Brass	£4.95	£5.95	167
OSQ230CP	Satinjet Square Fixed Head Shower - Chrome & Graphite	£167.15	£200.58	31
OSR0230CPUK	Satinjet Round Fixed Head Shower - Chrome	£176.64	£211.97	31
PEV002	Pressure Equalising Valve - Brass	£122.27	£146.72	155
PTW300/017	1 1/4" Basin Slotted Press Top Waste - Chrome	£18.38	£22.06	161
PTW300/501	1 1/4" Basin Slotted Press Top Waste - Gold	£49.14	£58.96	161
PTW300/MB	Press Top Waste - Matte Black	£23.01	£27.61	26
PTW300/MB	1 1/4" Basin Slotted Press Top Waste - Matte Black	£23.01	£27.61	161
PTW404/017	1 1/2" Bath Press Top Waste - Chrome	£35.34	£42.41	163
PUF130/CP	Puffin Mono Sink Mixer - Chrome	£156.19	£187.42	140
PWW200	1 1/2" Bath Waste - Chrome	£37.45	£44.95	162
PWW200/501	1 1/2" Bath Waste - Gold	£68.21	£81.84	162
PWW206	1 1/2" Bath Fill And Overflow Waste - Chrome	£133.58	£160.30	162
PWW206BK	1 1/2" Bath Fill And Overflow Waste - Matte Black	£167.99	£201.59	26
PWW206BK	1 1/2" Bath Fill And Overflow Waste - Matte Black	£167.99	£201.59	162
RESSMEF	Response Bar Shower With Multi Mode Kit - Chrome	£249.47	£299.37	78
RPB	Round Parking Bracket - Chrome	£56.10	£67.32	57
RPB	Round Parking Bracket - Chrome	£56.10	£67.32	96
SAVBSEF	Sarvi Bar Shower With Single Mode Kit - Chrome	£317.58	£381.09	77
SAW104	Sarvi Mono Sink Mixer - Chrome	£199.39	£239.26	137
SAW2106	Sarvi MK2 Deck Mounted Bath Shower Mixer - Chrome	£230.40	£276.49	102
SAW2108	Sarvi MK2 Deck Mounted Bath Filler - Chrome	£184.32	£221.18	102
SAW2113	Sarvi MK2 Mono Basin Mixer - Chrome	£126.72	£152.06	102
SAW2313	Sarvi MK2 Mini Mono Basin Mixer - Chrome	£97.92	£117.50	102
SAW148	Wall-Mounted Shower Arm - Chrome	£33.65	£40.38	56
SAW148	Wall-Mounted Shower Arm - Chrome	£33.65	£40.38	94
SAW320	Over Head Wall Shower Arm - Chrome	£33.65	£40.38	56
SAW320	Over Head Wall Shower Arm - Chrome	£33.65	£40.38	94
SGTSEDEF	Sarvi Cool To Touch Bar Shower with Diverter - Chrome	£433.92	£520.70	77
SENSOR1/D	SENSOR 1/D - Chrome	£334.29	£401.14	157
SENSOR11/D	SENSOR 11/D - Chrome	£384.31	£461.17	159
SENSOR2/D	SENSOR 2/D - Chrome	£408.50	£490.20	157

INDEX OF PRODUCTS

Code	Description	Ex.VAT	Inc.VAT	Page
SENSOR3/D	SENSOR 3/D - Chrome	£408.50	£490.20	157
SENSOR4/D	SENSOR 4/D - Chrome	£334.29	£401.14	157
SENSOR6/BT	SENSOR 6/BT - Chrome	£334.29	£401.14	158
SENSOR7/D	SENSOR 7/D - Chrome	£335.43	£402.52	158
SENSOR8/D	SENSOR 8/D - Chrome	£335.43	£402.52	158
SENSOR9/W	SENSOR 9/W - Chrome	£391.51	£469.81	158
SHA01	Shafatf With Hose And Wall Bracket - Chrome	£21.31	£25.57	153
SHA02	Brass Shafatf With Hose And Wall Bracket - Chrome	£32.54	£39.05	154
SIGKITM02	Substance 3 Mode Signature Kit - Chrome	£74.92	£89.90	89
SIGKITS01	Core Single Mode Signature Shower Kit - Chrome	£45.24	£54.29	89
SJK005	Satfinjet Kiri Shower Rose - Chrome & Graphite	£33.65	£40.38	30
SJK005-LF	Satfinjet Kiri Low Flow Shower Rose - Chrome & Graphite	£33.65	£40.38	30
SJK009	Satfinjet Round Fixed Head Shower - Chrome & Graphite	£167.15	£200.58	31
SJK23	Satfinjet Kiri Handset - Chrome & Graphite	£33.65	£40.38	29
SJK23-LF	Satfinjet Kiri Low Flow Handset - Chrome & Graphite	£33.65	£40.38	30
SLINKY118	Slinky Mono Sink Mixer - Chrome	£334.29	£401.14	136
SM056	Georgian Mono Sink Mixer - Chrome	£252.30	£302.77	139
SM056/501	Georgian Mono Sink Mixer - Gold	£305.84	£367.00	139
SM056/BZ	Georgian Mono Sink Mixer - Bronze	£296.83	£356.20	139
SM056/NI	Georgian Mono Sink Mixer - Nickel	£378.81	£454.58	139
SM057	Venetian Mono Sink Mixer - Chrome	£133.58	£160.30	140
SM057/501	Venetian Mono Sink Mixer - Gold	£182.62	£219.15	140
SMS172	Sauris Mono Sink Mixer - Chrome	£126.50	£151.80	141
SMS172/004	Sauris Mono Sink Mixer - Beige	£148.42	£178.11	141
SMS172/005	Sauris Mono Sink Mixer - White	£148.42	£178.11	141
SOL003	Thermostatic Sequential Lever Mono Basin Mixer - Chrome	£296.83	£356.20	154
SOL004	Lever Action Sequential Mono Basin Mixer - Chrome	£144.00	£172.80	154
SOL004T	Lever Action Sequential Mono Basin Mixer - Chrome	£177.23	£212.68	154
SOLBEF	Sol Bar Shower - Chrome	£350.56	£420.66	52
SP01/CARE DLT	Care indice	£2.80	£3.36	170
SPA2106	Sparkle MK2 Deck Mounted Bath Shower Mixer - Chrome	£276.49	£331.79	100
SPA2108	Sparkle MK2 Deck Mounted Bath Filler - Chrome	£221.18	£265.42	101
SPA2113	Sparkle MK2 Mono Basin Mixer - Chrome	£152.07	£182.48	100
SPA2113/EX	Sparkle MK2 Tall Mono Basin Mixer - Chrome	£172.80	£207.36	100
SPA2313	Sparkle MK2 Mini Mono Basin Mixer - Chrome	£117.50	£141.00	100
SPB	Square Parking Bracket - Chrome	£56.10	£67.32	57
SPB	Square Parking Bracket - Chrome	£56.10	£67.32	96
SPE01	Wall Union Round - Chrome	£23.56	£28.28	95
SPE01/G	Wall Union Round - Gold	£41.52	£49.83	95
SPE03	Wall Union Round - Chrome	£25.90	£31.08	95
SPE04	Exposed Elbows For Bar Showers - Chrome	£45.24	£54.29	166
SPE06	Wall Bracket - Chrome	£21.91	£26.29	166
SPE08	Hose Retainer - Chrome	£4.95	£5.95	166
SPE09	Hose Retainer Wall Mounted - Chrome	£13.43	£16.11	166

Code	Description	Ex.VAT	Inc.VAT	Page
SPE10	Wall Plate For Bar Showers - Chrome	£45.24	£54.29	93
SPE11	Easy Fix For Bar Showers - Chrome (plastic)	£37.45	£44.95	93
SPE11M	Easy Fix For Bar Showers - Chrome (metal)	£44.31	£53.17	93
SPE11SQ	Easy Fix For Bar Showers (Square) - Chrome	£37.45	£44.95	93
SPE12	Shower Rail - Chrome	£40.27	£48.33	92
SPE13	Brass Straight Nipple And Back Nut 1/2" - Brass	£9.90	£11.87	167
SPE14	Adjustable Riser Rail - Chrome	£50.45	£60.55	92
SPE15	Adjustable Riser Rail - Chrome	£30.27	£36.32	92
SPE16	Shower Fixing Bracket - Chrome	£81.98	£98.38	93
SW02106	Swoop MK2 Deck Mounted Bath Shower Mixer - Chrome	£230.40	£276.49	104
SW02108	Swoop MK2 Deck Mounted Bath Filler - Chrome	£184.32	£221.18	105
SW02113	Swoop MK2 Mono Basin Mixer - Chrome	£126.72	£152.06	104
SW02113/EX	Swoop MK2 Tall Mono Basin Mixer - Chrome	£144.00	£172.80	104
SW02313	Swoop MK2 Mini Mono Basin Mixer - Chrome	£97.92	£117.50	104
TAUR130	Tours Mono Sink Mixer - Chrome	£176.70	£212.04	140
TBVO08	Thermostatic 15mm Blending Valve - Chrome	£65.31	£78.38	155
TBVO10	Thermostatic 22mm Blending Valve - Chrome	£83.08	£99.69	155
TCP625	1 1/4" Bottle Trap With Wall Extension - Chrome	£44.53	£53.43	165
TCP625/501	1 1/4" Bottle Trap With Wall Extension - Gold	£75.53	£90.64	165
TCP626	Square Bottle Trap With Wall Extension - Chrome	£71.89	£86.26	165
TLVBSM	Satfinjet Thermostatic Pillar Mounted Bath Shower Mixer - Chrome & Graphite	£336.27	£403.53	62
TLVBSM1B	Thermostatic Pillar Mounted Bath Shower Mixer - Chrome	£382.13	£458.56	62
TLVBSM2B	Satfinjet Thermostatic Pillar Mounted Bath Shower Mixer - Chrome & Graphite	£396.32	£475.59	62
TLVBSMNK	Thermostatic Pillar Mounted Bath Shower Mixer - Chrome	£272.95	£327.54	63
TLVBSMWMB0	Thermostatic Wall Mounted Bath Shower Mixer - Chrome	£256.57	£307.89	63
TLVFLF2	Satfinjet Thermostatic Pillar Mounted Bath Shower Mixer - Chrome & Graphite	£401.03	£481.24	62
TUD01	Tudor Basin Taps - Chrome	£41.70	£50.03	126
TUD01/501	Tudor Basin Taps - Gold	£72.60	£87.11	126
TUD02	Tudor Bath Taps - Chrome	£44.53	£53.43	126
TUD02/501	Tudor Bath Taps - Gold	£75.53	£90.64	126
TUD03	Tudor Pillar Mounted Bath Shower Mixer - Chrome	£178.10	£213.72	127
TUD03/501	Tudor Pillar Mounted Bath Shower Mixer - Gold	£258.16	£309.79	127
TUD08	Tudor Pillar Mounted Bath Filler - Chrome	£141.36	£169.62	127
TUD08/501	Tudor Pillar Mounted Bath Filler - Gold	£205.35	£246.42	127
TUD113	Tudor Mono Basin Mixer With Pop Up Waste - Chrome	£103.90	£124.69	126
TUD113/501	Tudor Mono Basin Mixer With Pop Up Waste - Gold	£151.82	£182.19	126
TUD114	Tudor Bidet Mixer With Pop Up Waste - Chrome	£118.72	£142.46	126
TUD114/501	Tudor Bidet Mixer With Pop Up Waste - Gold	£167.22	£200.66	126
USMT	Under Sink Mounting Triangle - Plastic	£6.34	£7.61	168
V2	Standard Valve 1/2" - Brass	£11.30	£13.55	169
VCTSEDF	Vision Cool to Touch Bar Shower with Diverter - Chrome	£450.83	£541.00	76
VIC CONV.KIT	Period Style Conversion Kit - Chrome	£38.88	£46.66	171



INDEX OF PRODUCTS

Code	Description	Ex.VAT	Inc.VAT	Page
VISBS	Vista Cool To Touch Bar Shower with Single Mode Kit - Chrome	£101.66	£122.00	80
VSN 1S	Vision Mono Bath Shower Mixer Floor Mounted - Chrome	£371.04	£445.24	106
VSN104	Vision Mono Sink Mixer With Arch Spout - Chrome	£230.40	£276.49	136
VSN113	Vision Mono Basin Mixer - Chrome	£185.87	£223.04	106
VSN113/EX	Vision Tall Mono Basin Mixer - Chrome	£281.97	£338.37	106
VSN122	Vision Wall Mounted Basin Mixer - Chrome	£215.55	£258.66	106
VSN123	Non Concussive Vision Self Closing Basin Tap - Chrome	£133.58	£160.30	152
VSN206	Vision Deck Mounted Bath Shower Mixer - Chrome	£281.97	£338.37	106
VSN208	Vision Deck Mounted Bath Filler - Chrome	£222.63	£267.15	107
VSN625	1½" Baffle Trap With Wall Extension - Chrome	£59.90	£71.88	165
VSN625BK	1½" Baffle Trap With Wall Extension - Matte Black	£97.69	£117.23	26
VSN625BK	1½" Baffle Trap With Wall Extension - Matte Black	£97.69	£117.23	165
VSNBMEF	Vision Bar Shower With Multi Mode Kit - Chrome	£211.48	£253.77	78
VSNCO01	Vision Concealed Concentric Shower With Multi Mode Kit - Chrome	£603.70	£724.44	82
VSNCE02	Vision Exposed Concentric Shower With Multi Mode Kit - Chrome	£592.62	£711.14	82
VSNCONC	Vision Concealed Concentric Shower - Chrome	£487.39	£584.87	83
VSNCONEX	Vision Exposed Concentric Shower - Chrome	£476.31	£571.57	83
VSNVSEQT01	Vision Exposed Sequential Shower Valve - Chrome	£388.72	£466.47	86
VSNVSEQT02	Vision Concealed Sequential Shower Valve - Chrome	£388.72	£466.47	86
VERT01	Vertical L Shaped Bar Shower Valve - Chrome	£128.63	£154.36	81
WAHPCPUK	Satinjet Waiporti Handset - Chrome & Graphite	£44.87	£53.85	28
WAI3BCFP	Wai 3 Hole Bath Filler - Chrome	£194.68	£233.62	68
WAI3BK	Wai Basin Mixer - Matte Black	£156.75	£188.10	22
WAI3BK	Wai Basin Mixer - Matte Black	£156.75	£188.10	67
WAI3CPUK	Wai Basin Mixer - Chrome	£110.88	£133.06	67
WAI3FBK	Wai Bath Filler - Matte Black	£200.30	£240.35	22
WAI3FBK	Wai Bath Filler - Matte Black	£200.30	£240.35	68
WAI3FCPUK	Wai Bath Filler - Chrome	£158.40	£190.09	68
WAI3MBK	Wai Mini Basin Mixer - Matte Black	£135.85	£163.02	22
WAI3MBK	Wai Mini Basin Mixer - Matte Black	£135.85	£163.02	67
WAI3MCPUK	Wai Mini Basin Mixer - Chrome	£88.70	£106.44	67
WAI3S	Satinjet Waiporti Bar Shower - Chrome & Graphite	£212.02	£254.42	38
WAI3SMBK	Wai Bath Shower Mixer - Matte Black	£261.25	£313.50	23
WAI3SMBK	Satinjet Wai Bath Shower Mixer - Matte Black	£261.25	£313.50	68
WAI3SMCPUK	Satinjet Wai Bath Shower Mixer - Chrome & Graphite	£218.89	£262.66	68
WAI3MSM	Wai Floor Mounted Bath Shower Mixer - Chrome & Graphite	£524.10	£628.92	69
WAI3TBK	Wai Tall Basin Mixer - Matte Black	£213.36	£256.03	22
WAI3TBK	Wai Tall Basin Mixer - Matte Black	£213.36	£256.03	67
WAI3BCPUK	Wai Tall Basin Mixer - Chrome	£168.96	£202.75	67
WAI3MBCP	Wai Wall Mounted Basin Mixer - Chrome	£129.21	£155.06	67
WAI3MBFCP	Wai Wall Mounted Bath Filler - Chrome	£131.51	£157.82	68
WAI3RCPUK	Satinjet Waiporti Shower Rose - Chrome & Graphite	£44.87	£53.85	28
WAI3TDEF	Satinjet Waiporti Cool To Touch Bar Shower with Diverter - Chrome & Graphite	£545.03	£654.03	38

Code	Description	Ex.VAT	Inc.VAT	Page
WEPB	Wall Elbow Parking Bracket - Chrome	£59.90	£71.88	57
WFMS001	Str3Am Mono Water Filter Tap - Chrome	£385.88	£463.05	136
WK1	Satinjet Waiporti Shower Kit - Chrome & Graphite	£74.04	£88.85	39
WKCTS	Satinjet Waiporti Cool To Touch Bar Shower With Easy Fill Kit - Chrome & Graphite	£180.35	£216.42	39
WST20/O17	1½" Plastic Slotted Basin Waste - Chrome	£12.02	£14.42	162
WST27/O17	1½" Basin, 1½" Bath Waste Set - Chrome	£19.08	£22.90	164
WST27/501	1½" Basin, 1½" Bath Waste Set - Gold	£49.15	£58.98	164
WST27/BATH	1½" Bath Waste - Chrome	£16.25	£19.50	163
WST304	Round Press Top Slotted Waste - Chrome	£44.87	£53.85	160
WST307	Free Flow Unslotted Waste - Chrome	£44.87	£53.85	160
WST318	Square Press Top Slotted Waste - Chrome	£50.48	£60.58	160
WSTGR112/UNS	1½" Grated Waste - Chrome	£16.50	£19.80	164
WSTGR114/S	Free Flow 1½" Basin Slotted Waste - Chrome	£10.78	£12.94	160
WSTGR114/UNS	Free Flow 1½" Basin Unslotted Waste - Chrome	£11.43	£13.72	161
XTSD2D	Concealed Shower Spindle Extension - Chrome	£101.59	£121.91	165
XTSD2DBK	Concealed Shower Spindle Extension - Matte Black	£115.20	£138.24	165
ZON106	Zonos Deck Mounted Bath Shower Mixer - Chrome	£201.60	£241.92	110
ZON108	Zonos Deck Mounted Bath Filler - Chrome	£153.59	£184.32	110
ZON113	Zonos Mono Basin Mixer - Chrome	£115.20	£138.24	110
ZON313	Zonos Mini Mono Basin Mixer - Chrome	£86.40	£103.68	110

TERMS AND CONDITIONS OF SALE

1. Definitions

In these standard terms and conditions:

1.1 The following words and expressions will have the following meanings unless the context otherwise requires:

"Applicable Law" means any: (a) statute, statutory instrument, bye law, order, regulation, directive, treaty, decree, decision of the European Council or law (including any common law or civil law judgment, demand, order or decision of any court, regulator or tribunal); and/or (b) legally binding rule, policy, guidance or recommendation issued by any governmental, statutory or regulatory body in each case which relates to the Contract and/or the Goods; **"Business Day"** means a day that is not a Saturday, Sunday or public or bank holiday in England;

"Conditions" means these standard terms and conditions of sale together with any special terms agreed in writing between the Customer and Methven;

"Contract" means the contract between Methven and the Customer for the sale and purchase of the Goods formed in accordance with Condition 2;

"Customer" means the person whose Order for Goods is accepted by Methven in accordance with Condition 2.3;

"Data Protection Legislation" means (i) the General Data Protection Regulation (EU) 2016/679 ("GDPR") unless and until the GDPR is no longer directly applicable in the UK, together with any national implementing rules, regulations and secondary legislation as amended or updated from time to time in the UK, including the Data Protection Act 2018 ("DPA"); and then (ii) any successor legislation to the GDPR and the DPA;

"Delivery Point" means the place where delivery of the Goods is to take place under Condition 5.1 as set out in the Order;

"Force Majeure Event" means any (a) act of God; (b) war, insurrection, riot, civil commotion, act of threat of terrorism; (c) lightning, earthquake, fire, flood, storm or extreme weather conditions; (d) theft; malicious damage; (e) strike, lockout or industrial dispute (whether affecting the workforce of Methven and/or any other person); (f) breakdown or failure of plant or machinery; (g) inability to obtain essential supplies or materials; (h) change in Applicable Law; (i) failure or default of a supplier or sub-contractor of Methven; or (j) event or circumstance to the extent it is beyond the reasonable control of Methven;

"Goods" means any goods which Methven supplies to the Customer (including any of them or any part of them) under a Contract;

"Insolvent" the Customer is Insolvent where it: (a) ceases, threatens to cease or, in Methven's reasonable opinion appears likely to cease, to trade; (b) goes into liquidation or bankruptcy or a petition for its winding up or bankruptcy is presented or passes a resolution for its winding up; (c) goes into administration (or is subject to an administration order or an application for an administration order made in respect of it); (d) has a receiver or administrator appointed over some or all of its assets or proposes an arrangement or compromise with its creditors; or (e) is the subject of anything analogous to the foregoing under the laws of any applicable jurisdiction;

"Methven" means Methven UK Limited (registered number 06290166) whose registered office is at 2 New Bailey, 6 Stanley Street, Salford, M3 5GS; **"Order"** means a request by the Customer to purchase Goods from Methven; and

"Prices" means the price(s) of the Goods set out in Methven's price list in force at the date of dispatch of the Goods or such other price(s) as agreed by the parties in writing;

1.2 All headings are for ease of reference only and will not affect the construction or interpretation of the Conditions;

1.3 unless the context otherwise requires;

1.3.1 references to the singular include the plural and vice versa and references to any gender include every gender;

1.3.2 references to a "person" include any individual, body corporate, association, partnership, firm, trust, organisation, joint venture, government, local or municipal authority, governmental or supra-governmental agency or department, state or agency of state or any other entity (in each case whether or not having separate legal personality);

1.4 references to any statute or statutory provision will include any subordinate legislation made under it and will be construed as references to such statute, statutory provision and/or subordinate legislation as modified, amended, extended, consolidated, re-enacted and/or replaced and in force from time to time; and

1.5 any words following the words "include", "includes", "including", "in particular" or any similar words or expressions will be construed without limitation and accordingly will not limit the meaning of the words preceding them.

2. Formation and Incorporation

2.1 Subject to Condition 2.7, these Conditions apply to all Orders and Contracts for the supply of Goods by Methven to the Customer. Methven's acceptance of any Order placed by the Customer is strictly conditional upon the Customer's acceptance of these Conditions and by placing an Order the Customer confirms its unconditional acceptance of these Conditions to the exclusion of all other terms and conditions which the Customer purports to apply under the Order, confirmation of order or similar document (including those stipulated or referred to by the Customer during the course of pre-contract discussions and/or negotiations) whether or not such document is referred to in the Contract.

2.2 Methven may update these Conditions from time to time. The current version of Methven's Conditions (as updated) can be found at [www.methven.com/uk \(the 'URL'\)](http://www.methven.com/uk (the 'URL'))

2.3 Each Order or acceptance by the Customer of a quotation for Goods will be deemed to be an offer by the Customer to purchase Goods upon the most recent version of these Conditions (as available at the URL) at the time that the Order is placed or the quotation for Goods is accepted. The Contract is formed when the order is accepted by Methven by way of a written acknowledgement of order or by processing the Order (whichever the earlier).

2.4 The Customer must ensure that the terms of its Order and any applicable specification are complete and accurate.

2.5 Acceptance of delivery of the Goods will be deemed conclusive evidence of the Customer's acceptance of these Conditions.

2.6 Methven may cancel the Contract at any time prior to delivery.

2.7 Save as otherwise expressly provided in the Contract, no variation to the Contract (including these Conditions) will be effective unless it is in writing and signed by a duly authorised representative on behalf of Methven. Any oral understandings or instructions issued and/or received by Methven's employees shall not bind Methven unless it has confirmed them in writing.

2.8 A quotation for the Goods given by Methven shall not constitute an offer. A quotation shall only be valid for a period of 30 Business Days from its date of issue, unless otherwise agreed in writing by Methven.

3. Description and Specification

3.1 All samples and information, prices, specifications, descriptions and/or

or colour of illustrations shown in Methven's catalogues, advertisements, brochures, on Methven's website or in any other communications from or on behalf of Methven from time to time are indicative, subject to change without notice and shall under no circumstances form part of the Contract or otherwise bind Methven.

3.2 Methven may make any changes to the specification, design, materials or finishes of the Goods which:

3.2.1 are required to conform with any Applicable Laws; or

3.2.2 do not materially affect their quality or performance.

3.3 Where Goods are made to the Customer's own specification or design ("Specification"), the Customer undertakes full responsibility for the suitability and fitness of the Specification and will indemnify, keep indemnified and hold harmless Methven in full and on demand against all actions, claims, costs, demands, expenses and damages (including without limit for legal costs) however suffered or incurred by Methven in the event that any claim or claims are made or alleged against Methven relating to the Specification and/or the manufacture, use, sale, import and/or export of any Goods based on the Specification.

4. Price and Payment

4.1 Except as set out in Condition 4.3 or as otherwise agreed in writing by the parties, the Prices are exclusive of insurance, carriage and delivery costs which will be payable by the Customer in addition to the Prices. Any sum payable under the Contract in addition to the Prices (and any other similar or equivalent taxes, duties, fees and levies imposed from time to time by any government or other authority) which will be payable in addition to that sum in the manner and at the rate prescribed by law from time to time.

4.2 Methven will be entitled to vary the Prices:

4.2.1 in the event that the Customer to change the delivery date(s), quantities or types of Goods ordered;

4.2.2 following any changes in the specification made at the request of the Customer and agreed by Methven;

4.2.3 to cover any extra expense as a result of the Customer's instructions or lack of instructions and/or a failure of the Customer to give Methven adequate or accurate information;

4.2.4 to comply with the requirements referred to in Condition 3.2.1;

4.2.5 to cover any increase in the cost to Methven of manufacturing or selling the Goods including foreign exchange fluctuations, increases in taxes and duties and the application of any new taxes or duties including import tariffs, and increases in labour, materials and/or manufacturing costs; and/or

4.2.6 to cover any increase in the cost to Methven of supplying any Goods and/or complying with any of its obligations under the Contract where such increases are caused in whole or in part (directly or indirectly) by any factor(s) outside the reasonable control of Methven.

Methven will give written notice of the variation to the Customer.

4.3 Where the Price for the Goods contained in any Order for delivery:

4.3.1 to the United Kingdom (excluding Northern Ireland and all Scottish islands) is equal to or greater than £50.00 (fifty pounds sterling) excluding VAT, the Price includes the cost of carriage to the contracted place of delivery;

4.3.2 to the United Kingdom (excluding Northern Ireland and all Scottish islands) is less than £50.00 (fifty pounds sterling) excluding VAT, a delivery charge of £5.00 (five pounds sterling) will be payable by the Customer to Methven in addition to the Price;

4.3.3 to Northern Ireland, the Republic of Ireland, the Channel Islands or the Isle of Man is equal to or greater than £200.00 (two hundred pounds sterling) excluding VAT, the Price includes the cost of carriage to the contracted place of delivery;

4.3.4 to Northern Ireland, the Republic of Ireland, the Channel Islands or the Isle of Man is less than £200.00 (two hundred pounds sterling) excluding VAT, a delivery charge of £20.00 (twenty pounds sterling) will be payable by the Customer to Methven in addition to the Price, and in each case, Methven will deliver the Goods to the contracted place of delivery by the means most convenient to Methven.

4.4 The Customer will pay the Prices to Methven in accordance with this Condition 4. All payments will be made in cleared funds in the currency in which the Goods are expressed on Methven's invoice.

4.5 Payment for Goods by credit or debit card will incur at the time of payment a surcharge of 2% of the Price of the Goods, or such other rate as notified in writing to the Customer by Methven from time to time.

4.6 Methven will be entitled to invoice the Customer for the Prices for the Goods and any applicable insurance, carriage and delivery costs payable by the Customer in addition to the Prices following dispatch of the Goods to the Customer.

4.7 Unless otherwise agreed in writing by Methven, each invoice will be payable by the Customer not later than 30 days following the month in which the invoice is issued. Time for payment by the Customer shall be of the essence of the Contract.

4.8 Notwithstanding any purported contrary appropriation by the Customer, Methven will be entitled, by giving written notice to the Customer, to appropriate any payment by the Customer to any invoice issued by Methven.

4.9 If any sum payable under the Contract is not paid on or before the due date for payment Methven will be entitled to charge the Customer interest on that sum at 4% per annum above the base lending rate from time to time of the Bank of England from the due date until the date of payment (whether before or after judgment) compounding annually, such interest to accrue on a daily basis.

4.10 Notwithstanding Condition 4.9, Methven may, at its sole discretion and as an exception to Condition 4.9, claim interest under the Late Payment of Commercial Debts (Interest) Act 1998.

4.11 Save as otherwise expressly provided in the Contract or required by law, all payments to be made by the Customer to Methven under the Contract will be made in full and without any set-off or any deduction or withholding in respect of any claim or counter-claim.

4.12 Methven will be entitled to invoice and the Customer will pay (within 30 days following the date on which the invoice was issued) the sum of £25.00 or, if greater, any sums payable by Methven to any financial institution as a result of one or more cheques failing to pass such financial institution's cheque clearing process to the Customer.

4.13 The Customer shall pay to Methven all costs, expenses and disbursements incurred by Methven (including debt collection costs, agency fees and commissions and legal costs) relating to the recovery by Methven of any amounts not paid when due by the Customer under these Conditions.

4.14 In the event that Methven agrees to apply discounted Prices to the Customer's Orders of particular Goods for a fixed time period and/or in respect of a specified quantity of Goods (a "Fixed Term Quotation") and Methven provides the Customer with a quotation number in respect of the Fixed Term Quotation, the application of the discounted Price to an Order is conditional on the Customer quoting the quotation number and/or the agreed discounted Price at the time of placing such Order. If the Customer fails to quote the quotation number or the agreed discounted price at the time of placing an Order (i) the discounted Prices will not be applied to the Order; and (ii) no credits or other

adjustments will be made to the Price payable for the ordered Goods once the Order has been accepted by Methven. At the end of the period of fixed term pricing, the Price for the Goods will be the Price set out in Methven's price list in force at the date of dispatch of the Goods from Methven to the Customer.

5. Delivery

5.1 The Goods will be delivered to the Delivery Point. Where the Delivery Point is a location other than Methven's place of business, the Customer shall be solely responsible for (i) providing Methven with a correct address for delivery, suitable access having regard to the size and nature of the delivery and (ii) no less than 5 Business Days prior to Methven's proposed delivery date, notifying Methven in writing of any changes to the delivery address and the Customer's contact details.

5.2 Any dates quoted for delivery are approximate only. Methven will use reasonable endeavours to deliver each of the Customer's orders for the Goods within the time agreed when the Customer places an Order and, if no time is agreed, then within a reasonable time, but the time of delivery will not be of the essence. If, despite those endeavours, Methven is unable for any reason to fulfil any delivery or performance on the specified date, Methven will not be in breach of the relevant Contract, nor (for the avoidance of doubt), subject to Condition 9.5, will Methven have any liability to the Customer for direct, indirect or consequential loss (all three of which comprise pure economic loss, loss of profits, loss of business, depletion of goodwill and like loss) however caused (including as a result of negligence) by any delay or failure in delivery. Any delay in delivery will not entitle the Customer to cancel the Order unless and until the Customer has given 5 Business Days' written notice to Methven requiring the delivery to be made and Methven has not fulfilled the delivery within that period. If the Customer cancels the order in accordance with this Condition 5.2 then:

5.2.1 Methven will refund to the Customer any sums which the Customer has paid to Methven in respect of that Order or part of the Order which has been cancelled; and

5.2.2 The Customer will be under no liability to make any further payments under Condition 4.3 in respect of that Order or part of the Order which has been cancelled.

5.3 Methven will not be in breach of Condition 5.2 and, subject to Condition 9.5, shall have no liability to the Customer for any delay in delivery of the Goods or failure to deliver the Goods which arises out of or in connection with the Customer's failure to provide Methven with adequate delivery instructions or other information reasonably required to enable Methven to comply with Condition 5.2.

5.4 Methven shall be entitled to deliver or withhold delivery of the Goods until all monies due from the Customer under the Contract or any other contract between Methven and the Customer have been received by Methven.

5.5 Where the Delivery Point is Methven's place of business, (i) the Customer will take delivery of the Goods within five Business Days of Methven giving it notice that the Goods are ready for delivery; (ii) delivery of the Goods will be made during Methven's usual business hours; and (iii) delivery shall be deemed to occur upon the taking of possession of the Goods by the Customer. Where the Delivery Point is not Methven's place of business, delivery of the Goods will be accepted at any time of day and delivery shall be deemed to occur upon commencement of unloading the Goods from the delivery vehicle.

5.6 The Customer will be responsible for loading or off-loading (as applicable) the Goods at the Delivery Point and, where the Delivery Point is not Methven's place of business, the Customer will provide all the risk and expense adequate and appropriate equipment and manual labour for such loading or off-loading.

5.7 Methven may deliver the Goods by separate instalments. Methven will be entitled to invoice the Price for each instalment separately in accordance with Condition 4.6.

5.8 Each instalment will be a separate Contract and no cancellation or termination of any one Contract relating to an instalment will entitle the Customer to repudiate or cancel any other Contract or instalment.

5.9 In the case of goods to be sent by sea, Methven shall be under no obligation to give the Customer any notice for the purposes of Section 32(3) of the Sale of Goods Act 1979.

6. Risk and Ownership

6.1 The risk of damage to or loss of the Goods shall pass to the Customer on delivery;

6.2 The Customer will inspect the Goods on delivery and will, as soon as possible and in any event within seven days from and including the date of delivery, give notice to Methven of any breach or defects in relation to those Goods (including any shortfall in or damage to the Goods).

6.3 If the Customer does not give notice to Methven under Condition 6.2 in respect of any Goods, the Customer will be deemed to have accepted such Goods on expiry of the seven day period from and including the date of delivery.

6.3.1 Legal and beneficial ownership of the Goods shall not pass to the Customer until Methven has received payment in full in cleared funds for:

6.3.2 all sums including any interest and any debit or credit card surcharge due in respect of the Goods; or

6.3.3 any other goods or services that Methven has supplied to the Customer.

6.4 Until title to the Goods has passed to the Customer, the Customer shall:

6.4.1 hold the Goods on a fiduciary basis as Methven's bailee;

6.4.2 store the Goods (if not sold to Methven) separately from all other goods held by the Customer so that they remain identifiable as Methven's property;

6.4.3 not destroy, remove, deface or obscure any identifying mark or packaging on or relating to the Goods; and

6.4.4 maintain the Goods in satisfactory condition and keep them insured against all risks for their full price from the date of delivery;

but the Customer may resell or use the Goods in the ordinary course of its business. Any sale of Goods by the Customer pursuant to this Condition 6.4 will be a sale of the Customer's property on the Customer's own behalf and the Customer will deal as principal when making such a sale.

6.5 The Customer's right to possession, use and resale of the Goods will terminate immediately:

6.5.1 if the Customer becomes Insolvent;

6.5.2 on Methven giving the Customer written notice that it has any reasonable concerns regarding the financial standing of the Customer;

6.5.3 if the Customer fails to pay any sum due to Methven under the Contract or any other contract between Methven and the Customer on or before the due date; or

6.5.4 if the Customer encumbers or in any way charges any of the Goods.

6.6 The Customer grants Methven, its agents, employees and sub-contractors an irrevocable licence at any time to enter any premises where the Goods are or may be stored in order to inspect, use, or where the Customer's right to possession, use and resale has terminated, to recover them.

6.7 If the Customer's right to possession, use and resale of the Goods



terminates in accordance with Condition 6.5, Methven will be entitled to issue the Customer with a credit note for all or part of the price of the Goods together with value added tax thereon.

6.8 In the event that Methven has failed to deliver the Goods by the date on which the Customer received an invoice in respect of the Goods, the Customer must within seven days from and including the date on which the invoice was received by the Customer inform Methven that such Goods have not been delivered.

7. Termination

7.1 If the Customer:

7.1.1 fails to make any payment when it becomes due;

7.1.2 becomes insolvent;

7.1.3 commits a material breach of the Contract which cannot be remedied; or

7.1.4 commits a material breach of the Contract which can be remedied but fails to remedy that breach within 30 days of a written notice setting out the breach and requiring it to be remedied being given by Methven, without prejudice to any other rights that Methven may have under the Contract or otherwise, Methven may (at its discretion) defer or cancel any further deliveries and/or terminate the Contract immediately by giving written notice to that effect to the Customer.

7.2 A material breach can be remedied if the Customer can comply with the relevant obligation in all respects other than as to time of performance unless time of performance of such obligation is of the essence.

7.3 Following expiry or termination of the Contract:

7.3.1 Methven will be entitled to invoice all Prices and any insurance, carriage and delivery costs incurred which have not yet been invoiced; and

7.3.2 all invoices (including any invoices issued under Condition 7.3.1) will become immediately due and payable by the Customer.

7.3.3 Conditions 1, 2, 6, 7.3.8, 9, 10 and 13 will continue in force, together with any other Conditions which expressly or impliedly continue to have effect after expiry or termination of the Contract; and

7.3.4 all other rights and obligations will immediately cease without prejudice to any rights, obligations, claims (including claims for damages or breach) and liabilities which have occurred prior to the date of expiry or termination.

7.4 Methven will be entitled to suspend any deliveries otherwise due to occur following service of a notice specifying a breach under Condition 7.1.4, until either the breach is remedied (if applicable) or the Contract terminates, whichever occurs first.

7.5 Subject to Condition 5.2, cancellation and/or deferment of any Order by the Customer will only be accepted (at Methven's sole discretion) by Methven issuing express written approval of such cancellation and/or deferment to the Customer and in any case on condition that any costs or expenses incurred by Methven up to the date of cancellation and/or deferment and all loss, costs and/or other liabilities resulting to Methven by reason of such cancellation and/or deferment will be immediately (on request by Methven) reimbursed by the Customer to Methven.

8. Warranty

8.1 Methven will, free of charge, within a period of 12 months from the date of delivery of Goods which are proved to the reasonable satisfaction of Methven to not comply with specification due to defects in materials, workmanship and/or design (other than a design made, furnished or specified by the Customer), repair, or, at its option replace, such Goods. This warranty will only apply where: 8.1.1 any instructions as to storage of the Goods have not been complied with in all respects or the Goods have been otherwise incorrectly stored; or 8.1.2 the Customer has failed to notify Methven of any defect or suspected defect within 7 days of the delivery where the defect should be apparent on reasonable inspection, or within 7 days of the same coming to the knowledge of the Customer where the defect is not one which should be apparent on reasonable inspection, and in any event no later than 12 (twelve) months from the date of delivery.

8.2 Methven will arrange for any such defective or damaged Goods to be collected and will deliver any replacement Goods to the Customer at Methven's own expense. If Methven or its carrier is unable to collect the Goods on the date proposed by the carrier due to any act or omission by the Customer then an administration fee of \$15.00 will be payable by the Customer (which Methven may deduct from any sums refunded to the Customer).

8.3 Any Goods which have been replaced will belong to Methven. Any repaired or replacement Goods will be liable to repair or replacement under the terms specified in Condition 8.1 for the unexpired portion of the 12 month period from the original date of delivery of the replaced Goods.

8.4 Subject to Condition 9.5 the Customer's sole remedy and Methven's entire liability in respect of Goods which do not comply with specification due to defects in materials, workmanship and/or design; and/or (i) Goods which are otherwise defective, shall be as set out in this Condition 8.

9. Liability

9.1 In the event of any breach of Methven's obligations under Conditions 5.2 to 8 above, the remedies of the Customer will be limited to damages.

9.2 Except as set out in these Conditions, all warranties, conditions and other terms implied by law (whether by statute, common law or otherwise), are, to the fullest extent permitted by law, excluded from the Contract.

9.3 Subject to Conditions 4 and 9.5, Methven's maximum aggregate liability arising out of or in connection with a Contract, whether in contract, tort, misrepresentation, under statute or otherwise, however caused including by negligence and also including any liability under an indemnity contained in the Contract and/or arising from a breach of, or a failure to perform or defect or delay in performance of, any of Methven's obligations under the Contract and/or any defect in any of the Goods supplied under the Contract and/or any use or resale of any of such Goods by the Customer or of any product incorporating any of such Goods shall be limited to 125% of the aggregate Price paid or payable under the Contract.

9.4 Subject to Condition 9.5, Methven shall have no liability to the Customer for any loss of profit (direct or indirect), loss of revenue, loss of production or loss of business (in each case whether direct or indirect), loss of goodwill, loss of reputation or loss of opportunity (in each case whether direct or indirect), loss of anticipated savings or loss of margin (in each case whether direct or indirect), loss of bargain, liability of the Customer to third parties (whether direct or indirect); or indirect, consequential or special loss; arising out of or in connection with the Contract, whether in contract, tort, misrepresentation, under statute or otherwise, however caused including by negligence and/or arising from a breach of, or a failure to perform or defect or delay in performance of, any of Methven's obligations under the Contract.

9.5 Nothing in the Contract shall operate to exclude or restrict Methven's liability (if any) to the Customer for breach of its obligations arising under section 12 of the Sale of Goods Act 1979, for breach of its obligations arising under

Section 2 of the Supply of Goods and Services Act 1982; for death or personal injury resulting from its negligence; for its fraud or fraudulent misrepresentation; or for any matter for which it is not permitted by law to exclude or limit, or to attempt to exclude or limit, its liability.

10. Return of Goods

10.1 No return of Goods will be accepted by Methven without prior authorisation and a return order number being issued by Methven.

10.2 In the event the Customer returns any Goods which are not defective, such Goods will be accepted by Methven only if they are returned to Methven in an undamaged resalable condition which requires that the Goods are unused and contained within their original unopened packaging, and only if:

10.2.1 after Methven has inspected such Goods, Methven reasonably considers that the Goods are in a condition which is no worse than the condition in which the Goods were delivered to the Customer; and

10.2.2 the Customer has returned the relevant Goods to Methven within 30 days following the date on which the Goods were delivered to the Customer.

10.3 In the event that the Customer wishes to return non-defective Goods to Methven following the expiry of the 30 day period set out in Condition 10.2.2 above, Methven will have absolute sole discretion as to whether it shall offer a refund to the Customer in respect of such Goods.

10.4 In relation to any returns made:

10.4.1 under Condition 10.2, Methven will deduct 25% of the aggregate of the Price plus any surcharge paid under Condition 4.5 for the relevant Goods; and

10.4.2 under Condition 10.3 above, Methven will deduct a discretionary restocking fee (which may exceed 25% of the aggregate of the Price plus any surcharge paid under Condition 4.5 for the relevant Goods),

plus the cost of carriage, from the sums refunded to the Customer in order to cover Methven's administration and restoring costs.

10.5 Subject to clause 8, Methven will not accept any return of (or issue any refund or credit in respect of) non-faulty Goods more than 90 days following the delivery date.

10.6 If Methven receives any returned Goods or other products which:

10.6.1 have not been given prior authorisation for return in accordance with Condition 10.1;

10.6.2 have been returned as defective but which, upon inspection by Methven, are found not to be defective; and/or

10.6.3 are received by Methven more than 90 days following the delivery date, Methven will be entitled not to accept or return such Goods to the Customer at the Customer's cost and charge to the Customer or \$15 (plus VAT) handling fee.

10.7 Methven shall be under no obligation to accept the return of or provide a refund in respect of any Goods ordered to the Customer's Specification except insofar as such Goods are defective in which case Condition 8 shall apply.

10.8 If a return of Goods has been agreed by Methven, it will arrange a collection date with the carrier. If Methven or its carrier is unable to collect the Goods on the date proposed by the carrier due to any act or omission by the Customer then an administration fee of \$15.00 will be payable by the Customer (which Methven may deduct from any sums refunded to the Customer).

11. Data Protection

11.1 Each party shall comply with applicable requirements of the Data Protection Legislation. This clause 11 is in addition to and does not replace a party's obligations under the Data Protection Legislation. The terms "Data Controller", "Data Processor", "Data Subject", "Personal Data", "Process" and "Processing" have the meanings prescribed in the Data Protection Legislation.

11.2 For the purposes of the Data Protection Legislation, the Customer is the Data Controller and Methven is the Data Processor.

11.3 Methven shall:

11.3.1 Process Personal Data only on the Customer's written instructions. If Methven is required by any applicable laws to Process Personal Data it shall, to the extent legally permitted, notify the Customer before doing so;

11.3.2 have in place appropriate technical and organisational measures to protect against unauthorised or unlawful Processing of, accidental loss or destruction of or damage to Personal Data, appropriate to the harm that might result from the unauthorised or unlawful Processing or accidental loss, destruction or damage and the nature of the data to be protected;

11.3.3 not engage another processor without general written authorisation from the Customer and Methven shall remain fully liable to the Customer for performance of the other processor's obligations to the extent the other processor fails to fulfil their data protection obligations. For the purposes of this clause the Customer authorises Methven to engage a third party delivery companies and couriers to deliver Goods on Methven's behalf; and (ii) third party privacy processing companies;

11.3.4 ensure that persons who have access to or Process Personal Data keep the Personal Data confidential (either under contractual or statutory obligations);

11.3.5 subject to clause 11.6, not transfer Personal Data outside of the European Economic Area without notifying the Customer in advance and Methven shall ensure that the transfer is made in accordance with the Data Protection Legislation and that the organisations to which the Personal Data is transferred ensure an adequate level of protection.

11.3.6 assist the Customer to respond to any request from a Data Subject and to comply with the Customer's obligations under the Data Protection Legislation;

11.3.7 notify the Customer without undue delay of a Personal Data breach (which has the meaning given to it in the Data Protection Legislation);

11.3.8 on the Customer's written instruction, delete or return Personal Data to the Customer on termination of the Contract unless Methven is required by law to store the Personal Data; and

11.3.9 maintain complete and accurate records and information to demonstrate Methven's compliance with this clause.

11.4 Methven shall immediately inform the Customer if, in Methven's opinion, an instruction from the Customer infringes the Data Protection Legislation.

11.5 If the Customer passes Personal Data about an end-consumer to Methven for Customer to Process, the Customer confirms that it has either obtained consent (in accordance with the requirements of the Data Protection Legislation) from the end consumer to pass the Personal Data to Methven or that the Customer is able to rely on another ground set out in the Data Protection Legislation to pass the end consumer's Personal Data to Methven.

11.6 Notwithstanding clause 11.3.5, Methven may transfer Personal Data to its head office located in New Zealand with company name Methven Limited and registered company address at 41 Jomara Place, Auckland, Auckland 1026, New Zealand. The European Commission has made a finding of adequacy in respect of transfers of Personal Data to New Zealand and the transfer is conducted on that basis.

11.7 More information about the ways in which Methven processes personal data about individual contacts of the Customer is set out in Methven's privacy policy, available on its website.

11.8 Details of the subject matter, nature and purpose of Processing by Methven, the duration of the Processing, the types of Personal Data and

categories of Data Subject and the obligations and rights of the data controller are set out below:

11.8.1 subject matter of processing: the provision of Goods pursuant to these Conditions;

11.8.2 duration of processing: Personal Data shall be retained by Methven for the duration of the Order and until these Conditions expire or are terminated. Methven shall retain Personal Data beyond the end of that period as required by its insurance policies in place for time to time, to enable it to deal with contractual claims under these Conditions and to meet statutory obligations. Methven may retain Personal Data about individual contacts of the Customer's organisation if it is included in surveys completed by the Customer, in which case they will be retained for no longer than 3 years from the date of the survey; 11.8.3 nature of processing: Personal Data about individual contacts of the Customer's organisation will be Processed in order to fulfil the order placed by the Customer and the end-consumer in respect of whom Personal Data has been passed to Methven by the Customer. Personal Data about the Customer will be Processed in order to send satisfaction surveys and similar documents to the Customer;

11.8.4 purpose of processing: for fulfilment of the Customer's Order pursuant to these Conditions;

11.8.5 types of personal data: name; address; e-mail address; telephone number; Methven's correspondence and communications with the Customer; information about any complaints and enquiries made by Methven by the Customer or the end-consumer; information provided by the Customer in its responses to customer satisfaction surveys; and information Methven receives from other sources, such as publicly available information (for example Companies House or credit reference agencies);

11.8.6 categories of data subject: individual contacts of the Customer's organisation and end-consumers in respect of whom Personal Data has been passed to Methven by the Customer;

11.8.7 obligations and rights of the data controller: the obligations and rights of the Customer as set out in the Data Protection Legislation and these Conditions.

12. Force Majeure

12.1 Methven will not be in breach of the Contract or otherwise liable to the Customer for any failure to perform or delay in performing its obligations under the Contract to the extent that such failure or delay is due to a Force Majeure Event. The Customer will continue to pay the prices for any Goods which Methven continues to supply notwithstanding the occurrence of the Force Majeure Event.

12.2 If Methven is unable to deliver or the Customer is unable to take delivery of a material part of the Goods for a period of more than 14 days due to a Force Majeure Event which gives rise to relief from liability under Condition 12.1, Methven will be entitled to terminate the Contract immediately by giving written notice to that effect to the Customer.

13. Miscellaneous

13.1 Time will not be of the essence in respect of any obligation with which Methven is required to comply under the Contract.

13.2 Methven's rights and remedies set out in the Conditions are in addition to and not exclusive of any rights and remedies provided by law.

13.3 If any term of the Contract is found by any court or body or authority of competent jurisdiction to be illegal, unlawful, void or unenforceable, such term will be deemed to be severed from the Contract and this will not affect the remainder of the Contract which will continue in full force and effect.

13.4 A delay in exercising or failure to exercise a right or remedy under or in connection with the Contract will not constitute a waiver of, or prevent or restrict future exercise of, that or any other right or remedy, nor will the single or partial exercise of a right or remedy prevent or restrict the further exercise of that or any other right or remedy. A waiver of any right, remedy, breach or default will only be valid if it is in writing and signed by the party giving it and only in the circumstances and for the purpose for which it was given and will not constitute a waiver of any other right, remedy, breach or default.

The Customer will not be entitled to assign, transfer, charge, hold on trust for any person or deal in any other manner with any of its rights under the Contract or to sub-contract any of its obligations under the Contract.

13.6 Methven will be entitled to assign, transfer, charge, hold on trust for any person and deal in any other manner with any of its rights under the Contract and to sub-contract any of its obligations under the Contract.

13.7 The parties do not intend that any term of the Contract will be enforceable under the Contracts (Rights of Third Parties) Act 1999 by any person other than the parties.

13.8 The Contract constitutes the entire agreement between the parties and supersedes any prior agreement or arrangement in respect of its subject matter and;

13.8.1 neither party has entered into the Contract in reliance upon, and it will have no remedy in respect of, any misrepresentation, representation or statement (whether made by the other party or any other person) which is not expressly set out in the Contract;

13.8.2 the only remedies available for any misrepresentation or breach of any representation or statement which was made prior to entry into the Contract and which is expressly set out in the Contract will be for breach of contract; and

13.8.3 nothing in this Condition 13.8 will be interpreted or construed as limiting or excluding the liability of any person for fraud or fraudulent misrepresentation.

13.9 Any notice or other communication required to be given to a party under or in connection with this contract shall be in writing and shall be delivered by hand or sent by pre-paid first-class post or other next working day postal delivery service, at its registered office (if a company) or (in any other case) at its principal place of business.

13.10 Any notice or communication shall be deemed to have been received if delivered by hand, on signature of a delivery receipt, or otherwise at 9.00 am on the second Business Day after posting or at the time recorded by the delivery service.

13.11 Conditions 13.9 and 13.10 do not apply to the service of any proceedings or other documents in any legal action to which the Civil Procedure Rules apply.

13.12 The Contract and any non-contractual obligations arising out of or in connection with it will be governed by English law.

13.13 Each party agrees that the courts of England and Wales have exclusive jurisdiction to determine any dispute arising out of or in connection with the Contract (including in relation to any non-contractual obligations).

13.14 Either party may seek specific performance, interim or final injunctive relief or any other relief of similar nature or effect in any court of competent jurisdiction.

METHVEN

METHVEN UK LIMITED
Methven Experience Centre
3-3A Stone Cross Court
Yew Tree Way
Golborne
Warrington
United Kingdom
WA3 3JD

UK Freephone: 0800 195 1602

Tel: +44 (0)1942 680 177

Fax: +44 (0)8444 068690

Email: sales@uk.methven.com

Web: www.methven.com

www.deva-uk.com



facebook.com/MethvenUK



twitter.com/MethvenUK



twitter.com/uk_deva



Instagram.com/methven_uk

Please note: While every effort is made to ensure that the details in this brochure were correct at the time of printing, Methven reserves the right to alter specifications or product from that shown. This brochure is printed on an environmentally responsible paper, elemental chlorine free.



Please recycle this brochure and all packaging elements after use.

Methven encourages product recycling, please contact your local recycling centre for more details.



BROB21V2